

# Warren Shire Council

GENERAL PURPOSE FINANCIAL STATEMENTS  
for the year ended 30 June 2015

---

**“Australia's Wool & Cotton Capital”**



## Warren Shire Council

### General Purpose Financial Statements

for the financial year ended 30 June 2015

Contents	Page
<b>1. Understanding Council's Financial Statements</b>	2
<b>2. Statement by Councillors &amp; Management</b>	3
<b>3. Primary Financial Statements:</b>	
- Income Statement	4
- Statement of Comprehensive Income	5
- Statement of Financial Position	6
- Statement of Changes in Equity	7
- Statement of Cash Flows	8
<b>4. Notes to the Financial Statements</b>	9
<b>5. Independent Auditor's Reports:</b>	
- On the Financial Statements (Sect 417 [2])	
- On the Conduct of the Audit (Sect 417 [3])	

---

#### Overview

(i) These financial statements are General Purpose Financial Statements and cover the consolidated operations for Warren Shire Council.

(ii) Warren Shire Council is a body politic of NSW, Australia - being constituted as a Local Government area by proclamation and is duly empowered by the Local Government Act (LGA) 1993 of NSW.

Council's Statutory Charter is detailed in Paragraph 8 of the LGA and includes giving Council;

- the ability to provide goods, services & facilities, and to carry out activities appropriate to the current & future needs of the local community and of the wider public,
- the responsibility for administering regulatory requirements under the LGA and
- a role in the management, improvement and development of the resources in the area.

A description of the nature of Council's operations and its principal activities are provided in Note 2(b).

(iii) All figures presented in these financial statements are presented in Australian Currency.

(iv) These financial statements were authorised for issue by the Council on 14 August 2015. Council has the power to amend and reissue these financial statements.

---

## Warren Shire Council

### Notes to the Financial Statements for the financial year ended 30 June 2015

## Understanding Council's Financial Statements

---

### Introduction

Each year, individual Local Governments across NSW are required to present a set of audited financial statements to their Council & Community.

### What you will find in the Statements

The financial statements set out the financial performance, financial position & cash flows of Council for the financial year ended 30 June 2015.

The format of the financial statements is standard across all NSW Councils and complies with both the accounting & reporting requirements of Australian Accounting Standards and requirements as set down by the Office of Local Government.

### About the Councillor/Management Statement

The financial statements must be certified by Senior staff as "presenting fairly" the Council's financial results for the year, and are required to be adopted by Council - ensuring both responsibility for & ownership of the financial statements.

### About the Primary Financial Statements

The financial statements incorporate 5 "primary" financial statements:

#### 1. The Income Statement

Summarises Council's financial performance for the year, listing all income & expenses.

This statement also displays Council's original adopted budget to provide a comparison between what was projected and what actually occurred.

#### 2. The Statement of Comprehensive Income

Primarily records changes in the fair values of Council's Infrastructure, Property, Plant & Equipment.

#### 3. The Statement of Financial Position

A 30 June snapshot of Council's financial position indicating its Assets, Liabilities & "Net Wealth".

#### 4. The Statement of Changes in Equity

The overall change for the year (in dollars) of Council's "Net Wealth".

#### 5. The Statement of Cash Flows

Indicates where Council's cash came from and where it was spent.

This statement also displays Council's original adopted budget to provide a comparison between what was projected and what actually occurred.

### About the Notes to the Financial Statements

The Notes to the financial statements provide greater detail and additional information on the 5 primary financial statements.

### About the Auditor's Reports

Council's financial statements are required to be audited by external accountants (that generally specialize in Local Government).

In NSW, the Auditor provides 2 audit reports:

1. An opinion on whether the financial statements present fairly the Council's financial performance & position, &
2. Their observations on the conduct of the Audit including commentary on the Council's financial performance & financial position.

### Who uses the Financial Statements?

The financial statements are publicly available documents & must be presented at a Council meeting between 7 days & 5 weeks after the date of the Audit Report.

Submissions from the public can be made to Council up to 7 days subsequent to the public presentation of the financial statements.

Council is required to forward an audited set of financial statements to the Office of Local Government.

## Warren Shire Council

### General Purpose Financial Statements

for the financial year ended 30 June 2015

### Statement by Councillors and Management

made pursuant to Section 413(2)(c) of the Local Government Act 1993 (as amended)

**The attached General Purpose Financial Statements have been prepared in accordance with:**

- The Local Government Act 1993 (as amended) and the Regulations made thereunder,
- The Australian Accounting Standards and professional pronouncements, and
- The Local Government Code of Accounting Practice and Financial Reporting.

**To the best of our knowledge and belief, these Financial Statements:**


- present fairly the Council's operating result and financial position for the year, and
- accords with Council's accounting and other records.

**We are not aware of any matter that would render the Reports false or misleading in any way.**

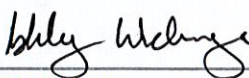
**Signed in accordance with a resolution of Council made on 23 July 2015.**



Clr NRF Wilson OAM  
MAYOR



Clr P Serdity  
COUNCILLOR



Mr AP Wielinga  
GENERAL MANAGER



Mr DJ Arthur  
RESPONSIBLE ACCOUNTING OFFICER

## Warren Shire Council

## Income Statement

for the financial year ended 30 June 2015

Budget <sup>1</sup>			Actual	Actual
2015	\$ '000	Notes	2015	2014
<b>Income from Continuing Operations</b>				
<b>Revenue:</b>				
5,199	Rates & Annual Charges	3a	5,192	5,068
1,173	User Charges & Fees	3b	1,555	1,154
320	Interest & Investment Revenue	3c	323	409
443	Other Revenues	3d	480	510
4,741	Grants & Contributions provided for Operating Purposes	3e,f	4,722	3,796 <sup>2</sup>
-	Grants & Contributions provided for Capital Purposes	3e,f	102	-
<b>Other Income:</b>				
-	Net gains from the disposal of assets	5	178	83
-	Net Share of interests in Joint Ventures & Associates using the equity method	19	-	-
<b>11,876</b>	<b>Total Income from Continuing Operations</b>		<b>12,552</b>	<b>11,020</b>
<b>Expenses from Continuing Operations</b>				
4,647	Employee Benefits & On-Costs	4a	4,788	4,670
29	Borrowing Costs	4b	46	50
2,678	Materials & Contracts	4c	2,467	2,314
3,965	Depreciation & Amortisation	4d	3,902	3,612
-	Impairment	4d	-	-
1,112	Other Expenses	4e	1,033	1,040
-	Interest & Investment Losses	3c	-	-
-	Net Losses from the Disposal of Assets	5	-	-
-	Net Share of interests in Joint Ventures & Associates using the equity method	19	13	4
<b>12,431</b>	<b>Total Expenses from Continuing Operations</b>		<b>12,249</b>	<b>11,690</b>
<b>(555)</b>	<b>Operating Result from Continuing Operations</b>		<b>303</b>	<b>(670)</b>
<b>Discontinued Operations</b>				
-	Net Profit/(Loss) from Discontinued Operations	24	-	-
<b>(555)</b>	<b>Net Operating Result for the Year</b>		<b>303</b>	<b>(670)</b>
(555)	Net Operating Result attributable to Council		303	(670)
-	Net Operating Result attributable to Non-controlling Interests		-	-
<b>(555)</b>	<b>Net Operating Result for the year before Grants and Contributions provided for Capital Purposes</b>		<b>201</b>	<b>(670)</b>

<sup>1</sup> Original Budget as approved by Council - refer Note 16

<sup>2</sup> Financial Assistance Grants for 13/14 were lower reflecting a one off timing difference due to a change in how the grant was paid in prior years - refer Note 3 (e)

## Warren Shire Council

## Statement of Comprehensive Income

for the financial year ended 30 June 2015

\$ '000	Notes	Actual 2015	Actual 2014
<b>Net Operating Result for the year</b> (as per Income statement)		<b>303</b>	<b>(670)</b>
<b>Other Comprehensive Income:</b>			
Amounts which will not be reclassified subsequently to the Operating Result			
Nil			
Gain (loss) on revaluation of I,PP&E	20b (ii)	24,357	291
Adjustment to correct prior period errors		-	-
Impairment (loss) reversal relating to I,PP&E	20b (ii)	-	-
Other Movements in reserves ( <a href="#">enter details here</a> )	20b (ii)	-	-
Other Movements in reserves ( <a href="#">enter details here</a> )	20b (ii)	-	-
Other Movements in reserves ( <a href="#">enter details here</a> )	20b (ii)	-	-
Other Movements in reserves ( <a href="#">enter details here</a> )	20b (ii)	-	-
Other Movements		-	-
<b>Total Items which will not be reclassified subsequently to the Operating Result</b>		<b>24,357</b>	<b>291</b>
Amounts which will be reclassified subsequently to the Operating Result when specific conditions are met			
Nil			
<b>Total Items which will be reclassified subsequently to the Operating Result when specific conditions are met</b>		<b>-</b>	<b>-</b>
<b>Total Other Comprehensive Income for the year</b>		<b>24,357</b>	<b>291</b>
<b>Total Comprehensive Income for the Year</b>		<b>24,660</b>	<b>(379)</b>
Total Comprehensive Income attributable to Council		24,660	(379)
Total Comprehensive Income attributable to Non-controlling Interests		-	-

Warren Shire Council  
Statement of Financial Position  
as at 30 June 2015

\$ '000	Notes	Actual 2015	Actual 2014
<b>ASSETS</b>			
<b>Current Assets</b>			
Cash & Cash Equivalents	6a	10,147	9,888
Investments	6b	-	-
Receivables	7	506	390
Inventories	8	645	662
Other	8	2	9
Non-current assets classified as "held for sale"	22	-	-
<b>Total Current Assets</b>		<b>11,300</b>	<b>10,949</b>
<b>Non-Current Assets</b>			
Investments	6b	-	-
Receivables	7	91	175
Inventories	8	-	-
Infrastructure, Property, Plant & Equipment	9	164,990	140,758
Investments accounted for using the equity method	19	53	66
Investment Property	14	-	-
Intangible Assets	25	-	-
Non-current assets classified as "held for sale"	22	-	-
Other	8	-	-
<b>Total Non-Current Assets</b>		<b>165,134</b>	<b>140,999</b>
<b>TOTAL ASSETS</b>		<b>176,434</b>	<b>151,948</b>
<b>LIABILITIES</b>			
<b>Current Liabilities</b>			
Payables	10	330	609
Borrowings	10	75	74
Provisions	10	1,670	1,517
Liabilities associated with assets classified as "held for sale"	22	-	-
<b>Total Current Liabilities</b>		<b>2,075</b>	<b>2,200</b>
<b>Non-Current Liabilities</b>			
Payables	10	-	-
Borrowings	10	377	435
Provisions	10	43	34
Investments accounted for using the equity method	19	-	-
Liabilities associated with assets classified as "held for sale"	22	-	-
<b>Total Non-Current Liabilities</b>		<b>420</b>	<b>469</b>
<b>TOTAL LIABILITIES</b>		<b>2,495</b>	<b>2,669</b>
<b>Net Assets</b>		<b>173,939</b>	<b>149,279</b>
<b>EQUITY</b>			
Retained Earnings	20	89,961	89,658
Revaluation Reserves	20	83,978	59,621
Council Equity Interest		173,939	149,279
Non-controlling Equity Interests		-	-
<b>Total Equity</b>		<b>173,939</b>	<b>149,279</b>

## Warren Shire Council

## Statement of Changes in Equity

for the financial year ended 30 June 2015

\$ '000	Notes	Retained Earnings	Reserves (Refer 20b)	Council Interest	Non- controlling Interest	Total Equity
<b>2015</b>						
<b>Opening Balance</b> (as per Last Year's Audited Accounts)		89,658	59,621	149,279	-	149,279
a. Correction of Prior Period Errors	20 (c)	-	-	-	-	-
b. Changes in Accounting Policies (prior year effects)	20 (d)	-	-	-	-	-
<b>Revised Opening Balance</b> (as at 1/7/14)		<b>89,658</b>	<b>59,621</b>	<b>149,279</b>	<b>-</b>	<b>149,279</b>
<b>c. Net Operating Result for the Year</b>		<b>303</b>	<b>-</b>	<b>303</b>	<b>-</b>	<b>303</b>
<b>d. Other Comprehensive Income</b>						
- Revaluations : IPP&E Asset Revaluation Rsve	20b (ii)	-	24,357	24,357	-	24,357
- Revaluations: Other Reserves	20b (ii)	-	-	-	-	-
- Transfers to Income Statement	20b (ii)	-	-	-	-	-
- Impairment (loss) reversal relating to I,PP&E	20b (ii)	-	-	-	-	-
- Other Reserves Movements	20b (ii)	-	-	-	-	-
- Other Movements	20a	-	-	-	-	-
<b>Other Comprehensive Income</b>		<b>-</b>	<b>24,357</b>	<b>24,357</b>	<b>-</b>	<b>24,357</b>
<b>Total Comprehensive Income</b> (c&d)		<b>303</b>	<b>24,357</b>	<b>24,660</b>	<b>-</b>	<b>24,660</b>
e. Distributions to/(Contributions from) Non-controlling Interests		-	-	-	-	-
f. Transfers between Equity		-	-	-	-	-
<b>Equity - Balance at end of the reporting period</b>		<b>89,961</b>	<b>83,978</b>	<b>173,939</b>	<b>-</b>	<b>173,939</b>
<b>2014</b>						
<b>Opening Balance</b> (as per Last Year's Audited Accounts)		90,328	59,330	149,658	-	149,658
a. Correction of Prior Period Errors	20 (c)	-	-	-	-	-
b. Changes in Accounting Policies (prior year effects)	20 (d)	-	-	-	-	-
<b>Revised Opening Balance</b> (as at 1/7/13)		<b>90,328</b>	<b>59,330</b>	<b>149,658</b>	<b>-</b>	<b>149,658</b>
<b>c. Net Operating Result for the Year</b>		<b>(670)</b>	<b>-</b>	<b>(670)</b>	<b>-</b>	<b>(670)</b>
<b>d. Other Comprehensive Income</b>						
- Revaluations : IPP&E Asset Revaluation Rsve	20b (ii)	-	291	291	-	291
- Revaluations: Other Reserves	20b (ii)	-	-	-	-	-
- Transfers to Income Statement	20b (ii)	-	-	-	-	-
- Impairment (loss) reversal relating to I,PP&E	20b (ii)	-	-	-	-	-
- Other Reserves Movements	20b (ii)	-	-	-	-	-
- Other Movements	20a	-	-	-	-	-
<b>Other Comprehensive Income</b>		<b>-</b>	<b>291</b>	<b>291</b>	<b>-</b>	<b>291</b>
<b>Total Comprehensive Income</b> (c&d)		<b>(670)</b>	<b>291</b>	<b>(379)</b>	<b>-</b>	<b>(379)</b>
e. Distributions to/(Contributions from) Non-controlling Interests		-	-	-	-	-
f. Transfers between Equity		-	-	-	-	-
<b>Equity - Balance at end of the reporting period</b>		<b>89,658</b>	<b>59,621</b>	<b>149,279</b>	<b>-</b>	<b>149,279</b>



## Warren Shire Council

## Statement of Cash Flows

for the financial year ended 30 June 2015

Budget 2015	\$ '000	Notes	Actual 2015	Actual 2014
<b>Cash Flows from Operating Activities</b>				
<b>Receipts:</b>				
5,190	Rates & Annual Charges		5,186	5,034
1,275	User Charges & Fees		1,603	1,214
320	Investment & Interest Revenue Received		345	424
4,850	Grants & Contributions		4,950	4,143
550	Other		994	1,091
<b>Payments:</b>				
(4,447)	Employee Benefits & On-Costs		(4,667)	(4,809)
(2,880)	Materials & Contracts		(2,972)	(2,697)
(29)	Borrowing Costs		(29)	(32)
(1,120)	Other		(1,500)	(1,486)
<b>3,709</b>	<b>Net Cash provided (or used in) Operating Activities</b>	11b	<b>3,910</b>	<b>2,882</b>
<b>Cash Flows from Investing Activities</b>				
<b>Receipts:</b>				
275	Sale of Infrastructure, Property, Plant & Equipment		319	292
2	Deferred Debtors Receipts		22	-
<b>Payments:</b>				
(4,142)	Purchase of Infrastructure, Property, Plant & Equipment		(3,918)	(5,172)
-	Deferred Debtors & Advances Made		-	(58)
<b>(3,865)</b>	<b>Net Cash provided (or used in) Investing Activities</b>		<b>(3,577)</b>	<b>(4,938)</b>
<b>Cash Flows from Financing Activities</b>				
<b>Receipts:</b>				
Nil				
<b>Payments:</b>				
(74)	Repayment of Borrowings & Advances		(74)	(72)
<b>(74)</b>	<b>Net Cash Flow provided (used in) Financing Activities</b>		<b>(74)</b>	<b>(72)</b>
<b>(230)</b>	<b>Net Increase/(Decrease) in Cash &amp; Cash Equivalents</b>		<b>259</b>	<b>(2,128)</b>
9,888	plus: Cash & Cash Equivalents - beginning of year	11a	9,888	12,016
<b>9,658</b>	<b>Cash &amp; Cash Equivalents - end of the year</b>	11a	<b>10,147</b>	<b>9,888</b>
<b>Total Cash, Cash Equivalents &amp; Investments</b>			<b>10,147</b>	<b>9,888</b>

Please refer to Note 11 for information on the following:

- Non Cash Financing & Investing Activities.
- Financing Arrangements.
- Net cash flow disclosures relating to any Discontinued Operations

## Warren Shire Council

### Notes to the Financial Statements

for the financial year ended 30 June 2015

### Contents of the Notes accompanying the Financial Statements

Note	Details	Page
1	Summary of Significant Accounting Policies	10
2(a)	Council Functions / Activities - Financial Information	24
2(b)	Council Functions / Activities - Component Descriptions	25
3	Income from Continuing Operations	26
4	Expenses from Continuing Operations	32
5	Gains or Losses from the Disposal of Assets	36
6(a)	Cash & Cash Equivalent Assets	37
6(b)	Investments	37
6(c)	Restricted Cash, Cash Equivalents & Investments - Details	38
7	Receivables	40
8	Inventories and Other Assets	41
9(a)	Infrastructure, Property, Plant & Equipment	43
9(b)	Externally Restricted Infrastructure, Property, Plant and Equipment	44
9(c)	Infrastructure, Property, Plant and Equipment - Current Year Impairments	44
10(a)	Payables, Borrowings and Provisions	45
10(b)	Description of (and movements in) Provisions	46
11	Statement of Cash Flows - Additional Information	47
12	Commitments for Expenditure	49
13	Statement of Performance Measures:	50
	13a (i) Local Government Industry Indicators (Consolidated)	50
	13b Local Government Industry Indicators (by Fund)	51
14	Investment Properties	52
15	Financial Risk Management	53
16	Material Budget Variations	57
17	Statement of Developer Contributions	59
18	Contingencies and Other Liabilities/Assets not recognised	60
19	Interests in Other Entities	62
20	Equity - Retained Earnings and Revaluation Reserves	66
21	Financial Result & Financial Position by Fund	67
22	"Held for Sale" Non Current Assets & Disposal Groups	69
23	Events occurring after the Reporting Date	70
24	Discontinued Operations	71
25	Intangible Assets	72
26	Reinstatement, Rehabilitation and Restoration Liabilities	73
27	Fair Value Measurement	74

## Warren Shire Council

### Notes to the Financial Statements for the financial year ended 30 June 2015

#### Note 1. Summary of Significant Accounting Policies

The principal accounting policies adopted by Council in the preparation of these consolidated financial statements are set out below in order to assist in its general understanding.

Under Australian Accounting Standards (AASBs), accounting policies are defined as those specific principles, bases, conventions, rules and practices applied by a reporting entity (in this case Council) in preparing and presenting its financial statements.

##### (a) Basis of preparation

###### (i) Background

These financial statements are general purpose financial statements which have been prepared in accordance with;

- Australian Accounting Standards and Australian Accounting Interpretations issued by the Australian Accounting Standards Board,
- the Local Government Act (1993) & Regulation, and
- the Local Government Code of Accounting Practice and Financial Reporting.

For the purpose of preparing these financial statements, Council has been deemed to be a not-for-profit entity.

###### (ii) Compliance with International Financial Reporting Standards (IFRSs)

Because AASBs are sector neutral, some standards either:

- (a) have local Australian content and prescription that is specific to the Not-For-Profit sector (including Local Government) which are not in compliance with IFRS's, or
- (b) specifically exclude application by Not for Profit entities.

Accordingly in preparing these financial statements and accompanying notes, Council has been unable to comply fully with International Accounting Standards, but has complied fully with Australian Accounting Standards.

Under the Local Government Act (LGA), Regulations and Local Government Code of Accounting Practice & Financial Reporting, it should be noted that Councils in NSW only have a requirement to comply with AASBs.

###### (iii) New and amended standards adopted by Council

During the current year, the following relevant accounting standards became mandatory and have been adopted by Council:

- AASB 10 Consolidated Financial Statements
- AASB 11 Joint Arrangements
- AASB 12 Disclosures of Interests in Other Entities

AASB 10 introduced a new definition of control based on the substance of the relationship and required Councils to consider their involvement with other entities regardless of whether there was a financial interest.

AASB 11 classified joint arrangements into either joint ventures (equity accounting) or joint operations (accounting for share of assets and liabilities).

AASB 12 has increased the level of disclosures required where Council has any interests in subsidiaries, joint arrangements, associates or unconsolidated structured entities.

###### (iv) Early adoption of Accounting Standards

Council has not elected to apply any pronouncements before their operative date in the annual reporting period beginning 1 July 2014.

###### (v) Basis of Accounting

These financial statements have been prepared under the **historical cost convention** except for:

- (i) certain financial assets and liabilities at fair value through profit or loss and available-for-sale financial assets which are all valued at fair value,
- (ii) the write down of any Asset on the basis of Impairment (if warranted) and
- (iii) certain classes of non-current assets (eg. Infrastructure, Property, Plant & Equipment and

## Warren Shire Council

### Notes to the Financial Statements for the financial year ended 30 June 2015

#### Note 1. Summary of Significant Accounting Policies

Investment Property) that are accounted for at fair valuation.

The accrual basis of accounting has also been applied in their preparation.

##### (vi) Changes in Accounting Policies

Council's accounting policies have been consistently applied to all the years presented, unless otherwise stated.

There have also been no changes in accounting policies when compared with previous financial statements unless otherwise stated [refer Note 20(d)].

##### (vii) Critical Accounting Estimates

The preparation of financial statements requires the use of certain critical accounting estimates (in conformity with AASBs).

Accordingly this requires management to exercise its judgement in the process of applying the Council's accounting policies.

Estimates and judgements are continually evaluated and are based on historical experience and other factors, including expectations of future events that may have a financial impact on Council and that are believed to be reasonable under the circumstances.

##### **Critical accounting estimates and assumptions**

Council makes estimates and assumptions concerning the future.

The resulting accounting estimates will, by definition, seldom equal the related actual results.

The estimates and assumptions that have a significant risk of causing a material adjustment to the carrying amounts of assets and liabilities within the next financial year are set out below:

- (i) Estimated fair values of infrastructure, property, plant and equipment.

##### **Critical judgements in applying Council's accounting policies**

- (i) Impairment of Receivables - Council has made a significant judgement about the impairment of a number of its receivables in Note 7.

##### (b) Revenue recognition

Council recognises revenue when the amount of revenue can be reliably measured, it is probable that future economic benefits will flow to it and specific criteria have been met for each of the Council's activities as described below.

Council bases any estimates on historical results, taking into consideration the type of customer, the type of transaction and the specifics of each arrangement.

Revenue is measured at the fair value of the consideration received or receivable.

Revenue is measured on major income categories as follows:

##### **Rates, Annual Charges, Grants and Contributions**

Rates, annual charges, grants and contributions (including developer contributions) are recognised as revenues when the Council obtains control over the assets comprising these receipts.

Control over assets acquired from rates and annual charges is obtained at the commencement of the rating year as it is an enforceable debt linked to the rateable property or, where earlier, upon receipt of the rates.

A provision for the impairment on rates receivables has not been established as unpaid rates represent a charge against the rateable property that will be recovered when the property is next sold.

Control over granted assets is normally obtained upon their receipt (or acquittal) or upon earlier notification that a grant has been secured, and is valued at their fair value at the date of transfer.

Revenue from Contributions is recognised when the Council either obtains control of the contribution or the right to receive it, **(i)** it is probable that the economic benefits comprising the contribution will flow to the Council and **(ii)** the amount of the contribution can be measured reliably.

Where grants or contributions recognised as revenues during the financial year were obtained on condition that they be expended in a particular manner or used over a particular period and those conditions were undischarged at balance date, the

## Warren Shire Council

### Notes to the Financial Statements for the financial year ended 30 June 2015

#### Note 1. Summary of Significant Accounting Policies

unused grant or contribution is disclosed in Note 3(g).

Note 3(g) also discloses the amount of unused grant or contribution from prior years that was expended on Council's operations during the current year.

The Council has obligations to provide facilities from contribution revenues levied on developers under the provisions of S94 of the EPA Act 1979.

Whilst Council generally incorporates these amounts as part of a Development Consents Order, such developer contributions are only recognised as income upon their physical receipt by Council, due to the possibility that individual Development Consents may not be acted upon by the applicant and accordingly would not be payable to Council.

Developer contributions may only be expended for the purposes for which the contributions were required but the Council may apply contributions according to the priorities established in work schedules.

Council has no Developer contributions as indicated in Note 17.

#### User Charges, Fees and Other Income

User charges, fees and other income (including parking fees and fines) are recognised as revenue when the service has been provided, the payment is received, or when the penalty has been applied, whichever first occurs.

A provision for the impairment of these receivables is recognised when collection in full is no longer probable.

A liability is recognised in respect of revenue that is reciprocal in nature to the extent that the requisite service has not been provided as at balance date.

#### Sale of Infrastructure, Property, Plant and Equipment

The profit or loss on sale of an asset is determined when control of the asset has irrevocably passed to the buyer.

#### Interest and Rents

Rental income is accounted for on a straight-line basis over the lease term.

Interest Income from Cash & Investments is accounted for using the effective interest rate at the date that interest is earned.

#### Dividend Income

Revenue is recognised when the Council's right to receive the payment is established, which is generally when shareholders approve the dividend.

#### Other Income

Other income is recorded when the payment is due, the value of the payment is notified or the payment is received, whichever occurs first.

#### (c) Principles of Consolidation

These financial statements incorporate **(i)** the assets and liabilities of Council and any entities (or operations) that it **controls** (as at 30 June 2015) and **(ii)** all the related operating results (for the financial year ended the 30th June 2015).

Detailed information relating to the entities that Council Controls can be found at Note 19 (a).

In the process of reporting on Council's activities as a single unit, all inter-entity year end balances and reporting period transactions have been eliminated in full between Council and its controlled entities.

#### (i) The Consolidated Fund

In accordance with the provisions of Section 409(1) of the LGA 1993, all money and property received by Council is held in the Council's Consolidated Fund unless it is required to be held in the Council's Trust Fund.

The Consolidated Fund and other entities through which the Council controls resources to carry on its functions have been included in the financial statements forming part of this report.

The following entities have been included as part of the Consolidated Fund:

- General Purpose Operations

## Warren Shire Council

### Notes to the Financial Statements for the financial year ended 30 June 2015

#### Note 1. Summary of Significant Accounting Policies

- Water Supply
- Sewerage Service

##### (ii) The Trust Fund

In accordance with the provisions of Section 411 of the Local Government Act 1993 (as amended), a separate and distinct Trust Fund is maintained to account for all money and property received by the Council in trust which must be applied only for the purposes of or in accordance with the trusts relating to those monies.

Trust monies and property subject to Council's control have been included in these statements.

Trust monies and property held by Council but not subject to the control of Council, have been excluded from these statements.

A separate statement of monies held in the Trust Fund is available for inspection at the Council office by any person free of charge.

##### (iii) Joint Arrangements

###### Joint Ventures

Joint Ventures represent operational arrangements where the parties joint control and have rights to the net assets of the arrangement.

Any interests in Joint Ventures are accounted for using the equity method and are carried at cost.

Under the equity method, Council's share of the operation's profits/(losses) are recognised in the income statement, and its share of movements in retained earnings & reserves are recognised in the balance sheet.

Detailed information relating to Council's Joint Ventures can be found at Note 19 (b).

##### (iv) Associates

Council has no interest in any Associates.

##### (v) County Councils

Council is a member of the following County Council (which is a body corporate under the Local Government Act);

##### ▪ **Castlereagh Macquarie County Council**

To control weeds on Council roads.

- There are five Constituent Councils being Warren, Coonamble, Gilgandra, Walgett & Warrumbungle.

The governing body of the Castlereagh Macquarie County Council is responsible for managing its own affairs.

Council is of the opinion that it neither controls nor significantly influences the Castlereagh Macquarie County Council and accordingly this entity has not been consolidated or otherwise included within these financial statements.

##### (vi) Unconsolidated Structured Entities

Council has no interest in any Unconsolidated Structured Entities.

##### (d) Leases

Council has no Finance or Operating Leases.

##### (e) Cash and Cash Equivalents

For Statement of Cash Flows (and Statement of Financial Position) presentation purposes, cash and cash equivalents includes;

- cash **on hand**,
- deposits held **at call** with financial institutions,
- other short-term, highly liquid investments **with original maturities of three months or less** that are readily convertible to known amounts of cash and which are subject to an insignificant risk of changes in value, and
- bank overdrafts.

Bank overdrafts are shown within borrowings in current liabilities on the balance sheet but are incorporated into Cash & Cash Equivalents for presentation of the Cash Flow Statement.

##### (f) Investments and Other Financial Assets

Council (in accordance with AASB 139) classifies each of its investments into one of the following categories for measurement purposes:

## Warren Shire Council

### Notes to the Financial Statements for the financial year ended 30 June 2015

#### Note 1. Summary of Significant Accounting Policies

- **financial assets at fair value through profit or loss,**
- **loans and receivables,**
- **held-to-maturity investments,** and
- **available-for-sale financial assets.**

Each classification depends on the purpose/intention for which the investment was acquired & at the time it was acquired.

Management determines each Investment classification at the time of initial recognition and re-evaluates this designation at each reporting date.

##### **(i) Financial assets at fair value through profit or loss**

Council has no Financial Assets at fair value.

##### **(ii) Loans and receivables**

Loans and receivables are non derivative financial assets with fixed or determinable payments that are not quoted in an active market.

They arise when the Council provides money, goods or services directly to a debtor with no intention (or in some cases ability) of selling the resulting receivable.

They are included in current assets, except for those with maturities greater than 12 months after the balance sheet date which are classified as non-current assets.

##### **(iii) Held-to-maturity investments**

Held-to-maturity investments are non-derivative financial assets with fixed or determinable payments and fixed maturities that the Council's management has the positive intention and ability to hold to maturity.

In contrast to the "Loans & Receivables" classification, these investments are generally quoted in an active market.

Held-to-maturity financial assets are included in non-current assets, except for those with maturities less than 12 months from the reporting date, which are classified as current assets.

##### **(iv) Available-for-sale financial assets**

Available-for-sale financial assets are non-derivatives that are either designated in this category or not classified in any of the other categories.

Investments must be designated as available-for-sale if they do not have fixed maturities and fixed or determinable payments and management intends to hold them for the medium to long term.

Accordingly, this classification principally comprises marketable equity securities, but can include all types of financial assets that could otherwise be classified in one of the other investment categories.

They are generally included in non-current assets unless management intends to dispose of the investment within 12 months of the balance sheet date or the term to maturity from the reporting date is less than 12 months.

Council has no Available-for-sale financial assets.

##### **Financial Assets – Reclassification**

Council may choose to reclassify a non-derivative trading financial asset out of the held-for-trading category if the financial asset is no longer held for the purpose of selling it in the near term.

Financial assets other than loans and receivables are permitted to be reclassified out of the held-for-trading category only in rare circumstances arising from a single event that is unusual and highly unlikely to recur in the near term.

Council may also choose to reclassify financial assets that would meet the definition of loans and receivables out of the held-for-trading or available-for-sale categories if it has the intention and ability to hold these financial assets for the foreseeable future or until maturity at the date of reclassification.

Reclassifications are made at fair value as of the reclassification date. Fair value becomes the new cost or amortised cost as applicable, and no reversals of fair value gains or losses recorded before reclassification date are subsequently made.

Effective interest rates for financial assets reclassified to loans and receivables and held-to-maturity categories are determined at the reclassification date. Further increases in estimates

## Warren Shire Council

### Notes to the Financial Statements for the financial year ended 30 June 2015

#### Note 1. Summary of Significant Accounting Policies

of cash flows adjust effective interest rates prospectively.

#### General Accounting & Measurement of Financial Instruments:

##### (i) Initial Recognition

Investments are initially recognised (and measured) at fair value, plus in the case of investments not at "fair value through profit or loss", directly attributable transactions costs

Purchases and sales of investments are recognised on trade-date - the date on which the Council commits to purchase or sell the asset.

Financial assets are derecognised when the rights to receive cash flows from the financial assets have expired or have been transferred and the Council has transferred substantially all the risks and rewards of ownership.

##### (ii) Subsequent Measurement

**Available-for-sale financial assets** and **financial assets at fair value through profit and loss** are subsequently carried at fair value.

**Loans and receivables** and **held-to-maturity** investments are carried at amortised cost using the effective interest method.

Realised and unrealised gains and losses arising from changes in the fair value of the financial assets classified as "**fair value through profit or loss**" category are included in the income statement in the period in which they arise.

Unrealised gains and losses arising from changes in the fair value of non monetary securities classified as "**available-for-sale**" are recognised in equity in the available-for-sale investments revaluation reserve.

When securities classified as "**available-for-sale**" are sold or impaired, the accumulated fair value adjustments are included in the income statement as gains and losses from investment securities.

#### Impairment

Council assesses at each balance date whether there is objective evidence that a financial asset or group of financial assets is impaired.

A financial asset or a group of financial assets is impaired and impairment losses are incurred only if there is objective evidence of impairment as a result of one or more events that occurred after the initial recognition of the asset (a 'loss event') and that loss event (or events) has an impact on the estimated future cash flows of the financial asset or group of financial assets that can be reliably estimated.

##### (iii) Types of Investments

Council has an approved Investment Policy in order to undertake its investment of money in accordance with (and to comply with) Section 625 of the Local Government Act and S212 of the LG (General) Regulation 2005.

Investments are placed and managed in accordance with the Policy and having particular regard to authorised investments prescribed under the Ministerial Local Government Investment Order.

Council maintains its investment Policy in compliance with the Act and ensures that it or its representatives exercise care, diligence and skill that a prudent person would exercise in investing Council funds.

Council amended its policy following revisions to the Ministerial Local Government Investment Order arising from the Cole Inquiry recommendations. Certain investments that Council holds are no longer prescribed (eg. managed funds, CDOs, and equity linked notes), however they have been retained under grandfathering provisions of the Order. These will be disposed of when most financially advantageous to Council.

##### (g) Fair value estimation

The fair value of financial assets and financial liabilities must be estimated for recognition and measurement or for disclosure purposes.

The fair value of financial instruments traded in active markets is based on quoted market prices at the balance sheet date.



## Warren Shire Council

### Notes to the Financial Statements for the financial year ended 30 June 2015

#### Note 1. Summary of Significant Accounting Policies

---

The fair value of financial instruments that are not traded in an active market is determined using valuation techniques.

Council uses a variety of methods and makes assumptions that are based on market conditions existing at each balance date.

Quoted market prices or dealer quotes for similar instruments are used for long-term debt instruments held.

If the market for a financial asset is not active (and for unlisted securities), the Council establishes fair value by using valuation techniques.

These include reference to the fair values of recent arm's length transactions, involving the same instruments or other instruments that are substantially the same, discounted cash flow analysis, and option pricing models refined to reflect the issuer's specific circumstances.

The nominal value less estimated credit adjustments of trade receivables and payables are assumed to approximate their fair values.

The fair value of financial liabilities for disclosure purposes is estimated by discounting the future contractual cash flows at the current market interest rate that is available to the Council for similar financial instruments.

#### **(h) Receivables**

Receivables are initially recognised at fair value and subsequently measured at amortised cost, less any provision for impairment.

Receivables (excluding Rates & Annual Charges) are generally due for settlement no more than 30 days from the date of recognition.

The collectibility of receivables is reviewed on an ongoing basis. Debts which are known to be uncollectible are written off in accordance with Council's policy.

A provision for impairment (ie. an allowance account) relating to receivables is established when there is objective evidence that the Council will not be able to collect all amounts due according to the original terms of each receivable.

The amount of the provision is the difference between the asset's carrying amount and the present value of estimated future cash flows, discounted at the effective interest rate.

Impairment losses are recognised in the Income Statement within other expenses.

When a receivable for which an impairment allowance had been recognised becomes uncollectible in a subsequent period, it is written off against the allowance account.

Subsequent recoveries of amounts previously written off are credited against other expenses in the income statement.

#### **(i) Inventories**

##### **Raw Materials and Stores, Work in Progress and Finished Goods**

Raw materials and stores, work in progress and finished goods in respect of business undertakings are all stated at the lower of cost and net realisable value.

Cost comprises direct materials, direct labour and an appropriate proportion of variable and fixed overhead expenditure, the latter being allocated on the basis of normal operating capacity.

Costs are assigned to individual items of inventory on the basis of weighted average costs.

Net realisable value is the estimated selling price in the ordinary course of business less the estimated costs of completion and the estimated costs necessary to make the sale.

Inventories held in respect of non-business undertakings have been valued at cost subject to adjustment for loss of service potential.

##### **Land Held for Resale/Capitalisation of Borrowing Costs**

Land held for resale is stated at the lower of cost and net realisable value.

Cost is assigned by specific identification and includes the cost of acquisition, and development and borrowing costs during development.

## Warren Shire Council

### Notes to the Financial Statements for the financial year ended 30 June 2015

#### Note 1. Summary of Significant Accounting Policies

When development is completed borrowing costs and other holding charges are expensed as incurred.

Borrowing costs included in the cost of land held for resale are those costs that would have been avoided if the expenditure on the acquisition and development of the land had not been made.

Borrowing costs incurred while active development is interrupted for extended periods are recognised as expenses.

#### (j) Infrastructure, Property, Plant and Equipment (I,PP&E)

##### Acquisition of assets

Council's non current assets are continually revalued (over a 5 year period) in accordance with the fair valuation policy as mandated by the Office of Local Government.

At balance date, the following classes of I,PP&E were stated at their Fair Value;

- **Plant and Equipment**  
(as approximated by depreciated historical cost)
- **Operational Land** (External Valuation)
- **Community Land** (External Valuation)
- **Buildings – Specialised/Non Specialised**  
(Internal Valuation)
- **Other Structures**  
(as approximated by depreciated historical cost)
- **Roads Assets incl. roads, bridges & footpaths**  
(Internal Valuation)
- **Stormwater Drainage** (Internal Valuation)
- **Water and Sewerage Networks**  
(Internal Valuation)
- **Swimming Pools**  
(Internal Valuation)
- **Open Space/Recreational Assets**  
(Internal Valuation)

##### Initial Recognition

On initial recognition, an assets cost is measured at its fair value, plus all expenditure that is directly attributable to the acquisition.

Where settlement of any part of an asset's cash consideration is deferred, the amounts payable in the future are discounted to their present value as at the date of recognition (ie. date of exchange) of the asset to arrive at fair value.

The discount rate used is the Council's incremental borrowing rate, being the rate at which a similar borrowing could be obtained from an independent financier under comparable terms and conditions.

Where infrastructure, property, plant and equipment assets are acquired for no cost or for an amount other than cost, the assets are recognised in the financial statements at their fair value at acquisition date - being the amount that the asset could have been exchanged between knowledgeable willing parties in an arm's length transaction.

##### Subsequent costs

Subsequent costs are included in the asset's carrying amount or recognised as a separate asset, as appropriate, only when it is probable that future economic benefits associated with the item will flow to Council and the cost of the item can be measured reliably.

All other repairs and maintenance are charged to the income statement during the financial period in which they are incurred.

##### Asset Revaluations (including Indexation)

In accounting for Asset Revaluations relating to Infrastructure, Property, Plant & Equipment:

- Increases in the combined carrying amounts of asset classes arising on revaluation are credited to the asset revaluation reserve.
- To the extent that a net asset class increase reverses a decrease previously recognised via the profit or loss, then increase is first recognised in profit or loss.
- Net decreases that reverse previous increases of the same asset class are first charged against revaluation reserves directly in equity to the extent of the remaining reserve attributable to the

## Warren Shire Council

### Notes to the Financial Statements for the financial year ended 30 June 2015

#### Note 1. Summary of Significant Accounting Policies

asset, with all other decreases charged to the Income statement.

Water and sewerage network assets are indexed annually between full revaluations in accordance with the latest indices provided in the NSW Office of Water - Rates Reference Manual.

For all other assets, Council assesses at each reporting date whether there is any indication that a revalued asset's carrying amount may differ materially from that which would be determined if the asset were revalued at the reporting date.

If any such indication exists, Council determines the asset's fair value and revalues the asset to that amount.

Full revaluations are undertaken for all assets on a 5 year cycle.

#### Capitalisation Thresholds

Items of infrastructure, property, plant and equipment are not capitalised unless their cost of acquisition exceeds the following;

<b>Land</b>	
- council land	100% Capitalised
- open space	100% Capitalised
- land under roads (purchases after 30/6/08)	100% Capitalised

<b>Plant &amp; Equipment</b>	
Office Furniture	> \$1,000
Office Equipment	> \$1,000

Other Plant & Equipment > \$1,000

#### Buildings

- construction/extensions	100% Capitalised
- renovations	> \$2,000

Other Structures > \$2,000

#### Water & Sewer Assets

Reticulation extensions	> \$5,000
Other	> \$5,000

#### Stormwater Assets

Drains & Culverts	> \$5,000
-------------------	-----------

#### Transport Assets

Road construction & reconstruction	> \$10,000
Reseal/Re-sheet & major repairs	> \$10,000

Bridge construction & reconstruction > \$10,000

#### Other Infrastructure Assets

Swimming Pools	> \$10,000
Open Space/Recreational Assets	> \$10,000

#### Depreciation

Depreciation on Council's infrastructure, property, plant and equipment assets is calculated using the straight line method in order to allocate an assets cost (net of residual values) over its estimated useful life.

Land is not depreciated.

Estimated useful lives for Council's I,PP&E include:

#### Plant & Equipment

- Office Equipment	5 to 10 years
- Office furniture	10 to 20 years
- Computer Equipment	4 years
- Vehicles	5 to 8 years
- Heavy Plant/Road Making equip.	5 to 8 years
- Other plant and equipment	5 to 15 years

#### Other Equipment

- Playground equipment	5 to 15 years
- Benches, seats etc	10 to 20 years

#### Buildings

- Buildings : Masonry	50 to 100 years
- Buildings : Other	20 to 40 years

#### Water & Sewer Assets

- Reservoirs	100 years
- Bores	50 years
- Reticulation pipes : PVC	80 years
- Reticulation pipes : Other	25 to 75 years
- Pumps and telemetry	15 to 20 years

#### Stormwater Assets

- Drains	80 to 100 years
- Culverts	50 to 80 years

#### Transportation Assets

- Sealed Roads : Formation	100 years
----------------------------	-----------

## Warren Shire Council

### Notes to the Financial Statements

for the financial year ended 30 June 2015

#### Note 1. Summary of Significant Accounting Policies

- Sealed Roads : Pavement	60 years
- Sealed Roads : Surface	25 years
- Unsealed roads: Formation	100 years
- Unsealed roads: Pavement	30 years
- Bridge : Concrete	100 years
- Bridge : Other	50 years
<hr/>	
- Kerb, Gutter & Paths	80 years

#### Other Infrastructure Assets

- Swimming Pools	50 Years
- Other Open Space/Recreational Assets	20 to 50 Years

All asset residual values and useful lives are reviewed and adjusted (if appropriate), at each reporting date.

An asset's carrying amount is written down immediately to its recoverable amount if the asset's carrying amount is greater than its estimated recoverable amount – refer Note 1(s) on Asset Impairment.

#### Disposal and De-recognition

An item of property, plant and equipment is derecognised upon disposal or when no further future economic benefits are expected from its use or disposal.

Any gain or loss arising on derecognition of the asset (calculated as the difference between the net disposal proceeds and the carrying amount of the asset) is included in Council's Income Statement in the year the asset is derecognised.

#### (k) Land

Land (other than Land under Roads) is in accordance with Part 2 of Chapter 6 of the Local Government Act (1993) classified as either Operational or Community.

This classification of Land is disclosed in Note 9(a).

#### (l) Land under roads

Land under roads is land under roadways and road reserves including land under footpaths, nature strips and median strips.

Council has elected not to recognise land under roads acquired before 1 July 2008 in accordance with AASB 1051.

Land under roads acquired after 1 July 2008 is recognised in accordance with AASB 116 – Property, Plant and Equipment.

#### (m) Intangible Assets

Council has not classified any assets as Intangible.

#### (n) Crown Reserves

Crown Reserves under Council's care and control are recognised as assets of the Council.

While ownership of the reserves remains with the Crown, Council retains operational control of the reserves and is responsible for their maintenance and use in accordance with the specific purposes to which the reserves are dedicated.

Improvements on Crown Reserves are also recorded as assets, while maintenance costs incurred by Council and revenues relating the reserves are recognised within Council's Income Statement.

Representations are currently being sought across State and Local Government to develop a consistent accounting treatment for Crown Reserves across both tiers of government.

#### (o) Rural Fire Service assets

Under section 119 of the Rural Fires Act 1997, *“all fire fighting equipment purchased or constructed wholly or from money to the credit of the Fund is to be vested in the council of the area for or on behalf of which the fire fighting equipment has been purchased or constructed”*.

At present, the accounting for such fire fighting equipment is not treated in a consistent manner across all Councils.

Until such time as discussions on this matter have concluded and the legislation changed, Council will continue to account for these assets as it has been doing in previous years, which is to exclude the assets, their values and depreciation charges from these financial statements.

## Warren Shire Council

### Notes to the Financial Statements for the financial year ended 30 June 2015

#### Note 1. Summary of Significant Accounting Policies

##### **(p) Investment property**

Investment property comprises land &/or buildings that are principally held for long-term rental yields, capital gains or both that is not occupied by Council.

Council has no Investment Properties.

##### **(q) Non-Current Assets (or Disposal Groups) “Held for Sale” & Discontinued Operations**

Non-current assets (or disposal groups) are classified as held for sale and stated at the lower of either **(i)** their carrying amount and **(ii)** fair value less costs to sell, if their carrying amount will be recovered principally through a sale transaction rather than through continuing use.

The exception to this is plant and motor vehicles which are turned over on a regular basis. Plant and motor vehicles are retained in Non Current Assets under the classification of Infrastructure, Property, Plant and Equipment - unless the assets are to be traded in after 30 June and the replacement assets were already purchased and accounted for as at 30 June.

For any assets or disposal groups classified as Non-Current Assets “held for sale”, an impairment loss is recognised at any time when the assets carrying value is greater than its fair value less costs to sell.

Non-current assets “held for sale” are not depreciated or amortised while they are classified as “held for sale”.

Non-current assets classified as “held for sale” are presented separately from the other assets in the balance sheet.

A Discontinued Operation is a component of Council that has been disposed of or is classified as “held for sale” and that represents a separate major line of business or geographical area of operations, is part of a single co-ordinated plan to dispose of such a line of business or area of operations, or is a subsidiary acquired exclusively with a view to resale.

The results of discontinued operations are presented separately on the face of the income statement.

##### **(r) Impairment of assets**

All Council's I,PP&E is subject to an annual assessment of impairment.

Assets that are subject to amortisation are reviewed for impairment whenever events or changes in circumstances indicate that the carrying amount may not be recoverable.

An impairment loss is recognised for the amount by which the asset's carrying amount exceeds its recoverable amount.

The recoverable amount is the higher of an asset's fair value less costs to sell and value in use.

Where an asset is not held principally for cash generating purposes (for example Infrastructure Assets) and would be replaced if the Council was deprived of it then depreciated replacement cost is used as value in use, otherwise value in use is estimated by using a discounted cash flow model.

Non-financial assets (other than goodwill) that suffered a prior period impairment are reviewed for possible reversal of the impairment at each reporting date.

Goodwill & other Intangible Assets that have an indefinite useful life and are not subject to amortisation are tested annually for impairment.

##### **(s) Payables**

These amounts represent liabilities and include goods and services provided to the Council prior to the end of financial year which are unpaid.

The amounts for goods and services are unsecured and are usually paid within 30 days of recognition.

##### **(t) Borrowings**

Borrowings are initially recognised at fair value, net of transaction costs incurred.

Borrowings are subsequently measured at amortised cost.

Amortisation results in any difference between the proceeds (net of transaction costs) and the redemption amount being recognised in the Income

## Warren Shire Council

### Notes to the Financial Statements for the financial year ended 30 June 2015

#### Note 1. Summary of Significant Accounting Policies

---

Statement over the period of the borrowings using the effective interest method.

Borrowings are removed from the balance sheet when the obligation specified in the contract is discharged, cancelled or expired.

Borrowings are classified as current liabilities unless the Council has an unconditional right to defer settlement of the liability for at least 12 months after the balance sheet date.

#### **(u) Borrowing costs**

Borrowing costs are expensed

#### **(v) Provisions**

Provisions for legal claims, service warranties and other like liabilities are recognised when:

- Council has a present legal or constructive obligation as a result of past events;
- it is more likely than not that an outflow of resources will be required to settle the obligation; and
- the amount has been reliably estimated.

Provisions are not recognised for future operating losses.

Where there are a number of similar obligations, the likelihood that an outflow will be required in settlement is determined by considering the class of obligations as a whole.

A provision is recognised even if the likelihood of an outflow with respect to any one item included in the same class of obligations may be small.

Provisions are measured at the present value of management's best estimate of the expenditure required to settle the present obligation at the reporting date.

The discount rate used to determine the present value reflects current market assessments of the time value of money and the risks specific to the liability.

The increase in the provision due to the passage of time is recognised as interest expense.

#### **(w) Employee benefits**

##### **(i) Short Term Obligations**

Short term employee benefit obligations include liabilities for wages and salaries (including non-monetary benefits), annual leave and vesting sick leave expected to be wholly settled within the 12 months after the reporting period.

Leave liabilities are recognised in the provision for employee benefits in respect of employees' services up to the reporting date with other short term employee benefit obligations disclosed under payables.

These provisions are measured at the amounts expected to be paid when the liabilities are settled.

All other short-term employee benefit obligations are presented as payables.

Liabilities for non vesting sick leave are recognised at the time when the leave is taken and measured at the rates paid or payable, and accordingly no Liability has been recognised in these reports.

Wages & salaries, annual leave and vesting sick leave are all classified as Current Liabilities.

##### **(ii) Other Long Term Obligations**

The liability for all long service and annual leave in respect of services provided by employees up to the reporting date (which is not expected to be wholly settled within the 12 months after the reporting period) are recognised in the provision for employee benefits.

These liabilities are measured at the present value of the expected future payments to be made using the projected unit credit method.

Consideration is given to expected future wage and salary levels, experience of employee departures and periods of service.

Expected future payments are then discounted using market yields at the reporting date based on national government bonds with terms to maturity and currency that match as closely as possible the estimated future cash outflows.

## Warren Shire Council

### Notes to the Financial Statements for the financial year ended 30 June 2015

#### Note 1. Summary of Significant Accounting Policies

Due to the nature of when and how Long Service Leave can be taken, all Long Service Leave for employees with 4 or more years of service has been classified as Current, as it has been deemed that Council does not have the unconditional right to defer settlement beyond 12 months – even though it is not anticipated that all employees with more than 4 years service (as at reporting date) will apply for and take their leave entitlements in the next 12 months.

##### (iii) Retirement benefit obligations

All employees of the Council are entitled to benefits on retirement, disability or death.

Council contributes to various defined benefit plans and defined contribution plans on behalf of its employees.

##### Defined Benefit Plans

A liability or asset in respect of defined benefit superannuation plans would ordinarily be recognised in the balance sheet, and measured as the present value of the defined benefit obligation at the reporting date plus unrecognised actuarial gains (less unrecognised actuarial losses) less the fair value of the superannuation fund's assets at that date and any unrecognised past service cost.

The present value of the defined benefit obligation is based on expected future payments which arise from membership of the fund to the reporting date, calculated annually by independent actuaries using the projected unit credit method. Consideration is given to expected future wage and salary levels, experience of employee departures and periods of service.

However, when this information is not reliably available, Council can account for its obligations to defined benefit plans on the same basis as its obligations to defined contribution plans – i.e. as an expense when they become payable.

Council is party to an Industry Defined Benefit Plan under the Local Government Superannuation Scheme, named the "Local Government Superannuation Scheme – Pool B"

This Scheme has been deemed to be a "multi employer fund" for the purposes of AASB 119.

Sufficient information is not available to account for the Scheme as a defined benefit plan (in accordance with AASB 119) because the assets to the scheme are pooled together for all Councils.

The last valuation of the Scheme was performed by Name of Valuer (Qualifications) Mr Martin Stevenson BSc, FIA, FIAA on 20<sup>th</sup> February 2013.

However the position is monitored annually and the Actuary has estimated that as at 30 June 2015 the prior period deficit still exists.

Effective from 1 July 2009, employers are required to contribute additional contributions to assist in extinguishing this deficit.

The amount of employer contributions to the defined benefit section of the Local Government Superannuation Scheme and recognised as an expense and disclosed as part of Superannuation Expenses at Note 4(a) for the year ending 30 June 2015 was \$148,481.23.

The amount of additional contributions included in the total employer contribution advised above is \$107,121.00.

The share of this deficit that can be broadly attributed to Council is estimated to be in the order of \$119,064.00 as at 30 June 2015.

Council's share of that deficiency cannot be accurately calculated as the Scheme is a mutual arrangement where assets and liabilities are pooled together for all member councils.

For this reason, no liability for the deficiency has been recognised in these financial statements.

Council has, however, disclosed a contingent liability in Note 18 to reflect the possible obligation that may arise should the Scheme require immediate payment to correct the deficiency.

##### Defined Contribution Plans

Contributions to Defined Contribution Plans are recognised as an expense as they become payable. Prepaid contributions are recognised as an asset to the extent that a cash refund or a reduction in the future payments is available.

## Warren Shire Council

### Notes to the Financial Statements for the financial year ended 30 June 2015

#### Note 1. Summary of Significant Accounting Policies

---

##### (iv) Employee Benefit On-Costs

Council has recognised at year end the aggregate on-cost liabilities arising from employee benefits, and in particular those on-cost liabilities that will arise when payment of current employee benefits is made in future periods.

These amounts include Superannuation and Workers Compensation expenses which will be payable upon the future payment of certain Leave Liabilities accrued as at 30/06/15.

##### (x) Self insurance

Council does not self insure.

##### (y) Allocation between current and non-current assets & liabilities

In the determination of whether an asset or liability is classified as current or non-current, consideration is given to the time when each asset or liability is expected to be settled.

The asset or liability is classified as current if it is expected to be settled within the next 12 months, being the Council's operational cycle.

##### Exceptions

In the case of liabilities where Council does not have the unconditional right to defer settlement beyond 12 months (such as vested long service leave), the liability is classified as current even if not expected to be settled within the next 12 months.

In the case of inventories that are "held for trading", these are also classified as current even if not expected to be realised in the next 12 months.

##### (z) Taxes

The Council is exempt from both Commonwealth Income Tax and Capital Gains Tax.

Council does however have to comply with both Fringe Benefits Tax and Goods and Services Tax (GST).

##### Goods & Services Tax (GST)

Income, expenses and assets are all recognised net of the amount of GST, except where the amount of GST incurred is not recoverable from the Australian Tax Office (ATO).

In these circumstances the GST is recognised as part of the cost of acquisition of the asset or as part of the revenue / expense.

Receivables and payables within the Balance Sheet are stated inclusive of any applicable GST.

The net amount of GST recoverable from or payable to the ATO is included as a current asset or current liability in the Balance Sheet.

Operating cash flows within the Cash Flow Statement are on a gross basis, ie. they are inclusive of GST where applicable.

Investing and Financing cash flows are treated on a net basis (where recoverable from the ATO), ie. they are exclusive of GST. Instead, the GST component of investing and financing activity cash flows which are recoverable from or payable to the ATO are classified as operating cash flows.

Commitments and contingencies are disclosed net of the amount of GST recoverable from (or payable to) the ATO.

##### (aa) New accounting standards and interpretations

Certain new (or amended) accounting standards and interpretations have been published that are not mandatory for reporting periods ending 30 June 2015.

**Council has not adopted any of these standards early.**

##### (ab) Rounding of amounts

Unless otherwise indicated, amounts in the financial statements have been rounded off to the nearest thousand dollars.

##### (ac) Comparative Figures

To ensure comparability with the current reporting period's figures, some comparative period line items and amounts may have been reclassified or individually reported for the first time within these financial statements and/or the notes.

##### (ad) Disclaimer

Nothing contained within these statements may be taken to be an admission of any liability to any person under any circumstance.



# Warren Shire Council

## Notes to the Financial Statements

for the financial year ended 30 June 2015

### Note 2(a). Council Functions / Activities - Financial Information

Functions/Activities	Income, Expenses and Assets have been directly attributed to the following Functions / Activities.												
	Details of these Functions/Activities are provided in Note 2(b).												
	Income from Continuing Operations			Expenses from Continuing Operations			Operating Result from Continuing Operations			Grants included in Income from Continuing Operations		Total Assets held (Current & Non-current)	
	Original Budget 2015	Actual 2015	Actual 2014	Original Budget 2015	Actual 2015	Actual 2014	Original Budget 2015	Actual 2015	Actual 2014	Actual 2015	Actual 2014	Actual 2015	Actual 2014
Governance	-	-	-	480	440	462	(480)	(440)	(462)	-	-	35	17
Administration	184	454	211	1,615	2,102	1,497	(1,431)	(1,648)	(1,286)	2	7	10,587	10,496
Public Order & Safety	88	61	74	315	261	280	(227)	(200)	(206)	3	-	359	402
Health	3	5	14	317	227	243	(314)	(222)	(229)	-	11	14	21
Environment	-	-	-	-	97	95	-	(97)	(95)	-	-	-	-
Community Services & Education	6	11	6	17	8	9	(11)	3	(3)	1	7	199	204
Housing & Community Amenities	360	448	355	758	686	730	(398)	(238)	(375)	108	12	9,733	9,724
Water Supplies	616	743	621	728	670	738	(112)	73	(117)	112	9	7,451	7,226
Sewerage Services	542	528	544	674	650	660	(132)	(122)	(116)	9	9	6,965	6,991
Recreation & Culture	206	225	214	1,525	1,381	1,408	(1,319)	(1,156)	(1,194)	27	20	5,135	5,074
Mining, Manufacturing & Construction	27	26	47	29	12	17	(2)	14	30	-	-	799	791
Transport & Communication	2,761	2,950	3,094	5,600	5,444	5,300	(2,839)	(2,494)	(2,206)	494	581	132,940	108,716
Economic Affairs	165	119	116	373	258	247	(208)	(139)	(131)	13	17	2,164	2,220
<b>Total Functions &amp; Activities</b>	<b>4,958</b>	<b>5,570</b>	<b>5,296</b>	<b>12,431</b>	<b>12,236</b>	<b>11,686</b>	<b>(7,473)</b>	<b>(6,666)</b>	<b>(6,390)</b>	<b>769</b>	<b>673</b>	<b>176,381</b>	<b>151,882</b>
Share of gains/(losses) in Associates & Joint Ventures (using the Equity Method)	-	-	-	-	13	4	-	(13)	(4)	-	-	53	66
General Purpose Income <sup>1</sup>	6,918	6,982	5,724	-	-	-	6,918	6,982	5,724	2,455	1,230	-	-
<b>Operating Result from Continuing Operations</b>	<b>11,876</b>	<b>12,552</b>	<b>11,020</b>	<b>12,431</b>	<b>12,249</b>	<b>11,690</b>	<b>(555)</b>	<b>303</b>	<b>(670)</b>	<b>3,224</b>	<b>1,903</b>	<b>176,434</b>	<b>151,948</b>

1. Includes: Rates & Annual Charges (incl. Ex-Gratia), Untied General Purpose Grants & Unrestricted Interest & Investment Income.

## Warren Shire Council

### Notes to the Financial Statements

for the financial year ended 30 June 2015

#### Note 2(b). Council Functions / Activities - Component Descriptions

**Details relating to the Council's functions / activities as reported in Note 2(a) are as follows:**

##### **GOVERNANCE**

Costs relating to the Council's role as a component of democratic government, including elections, members' fees and expenses, subscriptions to local authority associations, meetings of council and policy making committees, area representation and public disclosure and compliance.

##### **ADMINISTRATION**

Corporate Support and Other Support Services (not otherwise attributed to the listed functions / activities).

##### **PUBLIC ORDER & SAFETY**

Fire protection, animal control, enforcement of local government regulations, emergency services, other.

##### **HEALTH**

Inspection, food control, health centres, other, administration.

##### **ENVIRONMENT**

Noxious plants control.

##### **COMMUNITY SERVICES & EDUCATION**

Administration, youth services, other family and children, other community services, education.

##### **HOUSING & COMMUNITY AMENITIES**

Housing, town planning, solid waste management, street cleaning, other sanitation and garbage, drainage, stormwater management, public cemeteries, public conveniences, other community amenities.

##### **WATER SUPPLIES**

##### **SEWERAGE SERVICES**

##### **RECREATION & CULTURE**

Public libraries, museums, art galleries, community centres, public halls, other cultural services, swimming pools, sporting grounds, parks and gardens (lakes), other sport and recreation.

##### **MINING, MANUFACTURING & CONSTRUCTION**

Building control, quarries & pits, other.

##### **TRANSPORT & COMMUNICATION**

Urban roads, sealed rural roads, unsealed rural roads, bridges, footpaths, aerodromes, parking areas, bus shelters and services, water transport, RMS works, other.

##### **ECONOMIC AFFAIRS**

Camping areas, caravan parks, tourism and area promotion, industrial development promotion, saleyards and markets, real estate development, commercial nurseries, other business undertakings.

## Warren Shire Council

Notes to the Financial Statements  
for the financial year ended 30 June 2015

## Note 3. Income from Continuing Operations

\$ '000	Notes	Actual 2015	Actual 2014
<b>(a) Rates &amp; Annual Charges</b>			
<b>Ordinary Rates</b>			
Residential		532	519
Farmland		3,599	3,511
Mining		-	-
Business		168	166
Other		-	-
<b>Total Ordinary Rates</b>		<b>4,299</b>	<b>4,196</b>
<b>Special Rates</b>			
Nil			
<b>Annual Charges</b> (pursuant to s.496, s.496A, s.496B, s.501 & s.611)			
Domestic Waste Management Services		204	195
Water Supply Services		298	288
Sewerage Services		391	389
Waste Management Services (non-domestic)		-	-
<b>Total Annual Charges</b>		<b>893</b>	<b>872</b>
<b>TOTAL RATES &amp; ANNUAL CHARGES</b>		<b>5,192</b>	<b>5,068</b>

Council has used 2012 year valuations provided by the NSW Valuer General in calculating its rates.

## Warren Shire Council

Notes to the Financial Statements  
for the financial year ended 30 June 2015

## Note 3. Income from Continuing Operations (continued)

\$ '000	Notes	Actual 2015	Actual 2014
<b>(b) User Charges &amp; Fees</b>			
<b>Specific User Charges</b> (per s.502 - Specific "actual use" charges)			
Domestic Waste Management Services		8	8
Water Supply Services		314	293
Sewerage Services		49	49
<b>Total User Charges</b>		<b>371</b>	<b>350</b>
<b>Other User Charges &amp; Fees</b>			
<b>(i) Fees &amp; Charges - Statutory &amp; Regulatory Functions</b> (per s.608)			
Planning & Building Regulation		29	31
Private Works - Section 67		69	47
Regulatory/ Statutory Fees		6	8
Other		6	-
<b>Total Fees &amp; Charges - Statutory/Regulatory</b>		<b>110</b>	<b>86</b>
<b>(ii) Fees &amp; Charges - Other (incl. General User Charges)</b> (per s.608)			
Aerodrome		11	8
Caravan Park		-	4
Cemeteries		49	59
Quarry Revenues		25	45
RMS (formerly RTA) Charges (State Roads not controlled by Council)		957	556
Swimming Centres		27	27
Other		5	19
<b>Total Fees &amp; Charges - Other</b>		<b>1,074</b>	<b>718</b>
<b>TOTAL USER CHARGES &amp; FEES</b>		<b>1,555</b>	<b>1,154</b>

## Warren Shire Council

Notes to the Financial Statements  
for the financial year ended 30 June 2015

## Note 3. Income from Continuing Operations (continued)

\$ '000	Notes	Actual 2015	Actual 2014
<b>(c) Interest &amp; Investment Revenue (incl. losses)</b>			
<b>Interest &amp; Dividends</b>			
- Interest on Overdue Rates & Annual Charges (incl. Special Purpose Rates)		11	11
- Interest earned on Investments (interest & coupon payment income)		312	398
<b><u>TOTAL INTEREST &amp; INVESTMENT REVENUE</u></b>		<b><u>323</u></b>	<b><u>409</u></b>
<b>Interest Revenue is attributable to:</b>			
<b>Unrestricted Investments/Financial Assets:</b>			
Overdue Rates & Annual Charges (General Fund)		8	9
General Council Cash & Investments		220	289
<b>Restricted Investments/Funds - External:</b>			
Water Fund Operations		17	19
Sewerage Fund Operations		78	92
<b>Total Interest &amp; Investment Revenue Recognised</b>		<b><u>323</u></b>	<b><u>409</u></b>
<b>(d) Other Revenues</b>			
Rental Income - Other Council Properties		173	142
Commissions & Agency Fees		76	75
Diesel Rebate		94	74
Insurance Claim Recoveries		38	98
Recycling Income (non domestic)		4	19
Sales - General		4	6
Swimming Pool Canteen Sales		23	20
WHS Incentive Payment		14	14
Statewide Property Rebate		12	6
NSW RFS M&R Reimbursement		8	30
Motor Vehicle Insurance Rebate		7	4
SES M&R Reimbursement		3	4
Risk Management Incentive		9	5
150 Year Pavers Income		-	-
Youth Services Income		10	4
Other		5	9
<b><u>TOTAL OTHER REVENUE</u></b>		<b><u>480</u></b>	<b><u>510</u></b>

## Warren Shire Council

Notes to the Financial Statements  
for the financial year ended 30 June 2015

## Note 3. Income from Continuing Operations (continued)

\$ '000	2015 Operating	2014 Operating	2015 Capital	2014 Capital
<b>(e) Grants</b>				
<b>General Purpose (Untied)</b>				
Financial Assistance	2,435	1,210	-	-
Pensioners' Rates Subsidies - General Component	20	20	-	-
<b>Total General Purpose</b>	<b>2,455</b>	<b>1,230</b>	<b>-</b>	<b>-</b>
<sup>1</sup> The Financial Assistance Grant for the comparative 13/14 year reflects a one off timing difference (reduction). This grant ceased being paid in advance in the 13/14 year by up to 50% as had occurred in previous years				
<b>Specific Purpose</b>				
Pensioners' Rates Subsidies:				
- Water	9	9	-	-
- Sewerage	9	9	-	-
- Domestic Waste Management	8	8	-	-
Water Supplies	-	-	102	-
Economic Development	-	7	-	-
Employment & Training Programs	3	7	-	-
Environmental Protection	75	5	-	-
Library	20	20	-	-
Street Lighting	27	26	-	-
Transport (Roads to Recovery)	460	554	-	-
Transport (Other Roads & Bridges Funding)	8	-	-	-
Youth Services	7	7	-	-
Parental Leave Scheme	13	21	-	-
Town Planning Tracking Software	25	-	-	-
Cat Desexing Program	3	-	-	-
<b>Total Specific Purpose</b>	<b>667</b>	<b>673</b>	<b>102</b>	<b>-</b>
<b>Total Grants</b>	<b>3,122</b>	<b>1,903</b>	<b>102</b>	<b>-</b>
<b>Grant Revenue is attributable to:</b>				
- Commonwealth Funding	2,895	1,831	-	-
- State Funding	227	72	102	-
	<b>3,122</b>	<b>1,903</b>	<b>102</b>	<b>-</b>

## Warren Shire Council

Notes to the Financial Statements  
for the financial year ended 30 June 2015

## Note 3. Income from Continuing Operations (continued)

\$ '000		2015 Operating	2014 Operating	2015 Capital	2014 Capital
<b>(f) Contributions</b>					
<b>Developer Contributions:</b>					
<b>(s93 &amp; s94 - EP&amp;A Act, s64 of the LGA):</b>					
Nil					
<b>Total Developer Contributions</b>	17	-	-	-	-
<b>Other Contributions:</b>					
Bushfire Services		46	35	-	-
RMS Contributions (Regional Roads, Block Grant)		1,479	1,777	-	-
Tourism		-	3	-	-
Water Supplies (excl. Section 64 contributions)		-	8	-	-
Library		74	70	-	-
Other		1	-	-	-
<b>Total Other Contributions</b>		<b>1,600</b>	<b>1,893</b>	-	-
<b>Total Contributions</b>		<b>1,600</b>	<b>1,893</b>	-	-
<b>TOTAL GRANTS &amp; CONTRIBUTIONS</b>		<b>4,722</b>	<b>3,796</b>	<b>102</b>	-

## Warren Shire Council

Notes to the Financial Statements  
for the financial year ended 30 June 2015

## Note 3. Income from Continuing Operations (continued)

\$ '000	Actual 2015	Actual 2014
<b>(g) Restrictions relating to Grants and Contributions</b>		
<b>Certain grants &amp; contributions are obtained by Council on condition that they be spent in a specified manner:</b>		
Unexpended at the Close of the Previous Reporting Period	32	411
<b>add:</b> Grants & contributions recognised in the current period but not yet spent:	120	22
<b>less:</b> Grants & contributions recognised in a previous reporting period now spent:	(22)	(401)
<b>Net Increase (Decrease) in Restricted Assets during the Period</b>	<b>98</b>	<b>(379)</b>
<b>Unexpended and held as Restricted Assets</b>	<u>130</u>	<u>32</u>
<b>Comprising:</b>		
- Specific Purpose Unexpended Grants	114	13
- Other Contributions	16	19
	<u>130</u>	<u>32</u>



## Warren Shire Council

Notes to the Financial Statements  
for the financial year ended 30 June 2015

## Note 4. Expenses from Continuing Operations

\$ '000	Notes	Actual 2015	Actual 2014
<b>(a) Employee Benefits &amp; On-Costs</b>			
Salaries and Wages		3,818	3,837
Travelling		3	10
Employee Leave Entitlements (ELE)		557	408
Superannuation - Defined Contribution Plans		177	172
Superannuation - Defined Benefit Plans		305	285
Workers' Compensation Insurance		242	333
Fringe Benefit Tax (FBT)		36	33
Training Costs (other than Salaries & Wages)		56	106
Other		-	3
<b>Total Employee Costs</b>		<b>5,194</b>	<b>5,187</b>
less: Capitalised Costs		(406)	(517)
<b><u>TOTAL EMPLOYEE COSTS EXPENSED</u></b>		<b><u>4,788</u></b>	<b><u>4,670</u></b>
Number of "Equivalent Full Time" Employees at year end		73	71
<b>(b) Borrowing Costs</b>			
<b>(i) Interest Bearing Liability Costs</b>			
Interest on Loans		29	32
<b>Total Interest Bearing Liability Costs</b>		<b>29</b>	<b>32</b>
less: Capitalised Costs		-	-
<b>Total Interest Bearing Liability Costs Expensed</b>		<b>29</b>	<b>32</b>
<b>(ii) Other Borrowing Costs</b>			
Interest applicable on Interest Free (& favourable) Loans to Council		17	18
<b>Total Other Borrowing Costs</b>		<b>17</b>	<b>18</b>
<b><u>TOTAL BORROWING COSTS EXPENSED</u></b>		<b><u>46</u></b>	<b><u>50</u></b>

## Warren Shire Council

Notes to the Financial Statements  
for the financial year ended 30 June 2015

## Note 4. Expenses from Continuing Operations (continued)

\$ '000	Notes	Actual 2015	Actual 2014
<b>(c) Materials &amp; Contracts</b>			
Raw Materials & Consumables		2,413	2,258
Contractor & Consultancy Costs		15	2
Auditors Remuneration <sup>(1)</sup>		30	54
Legal Expenses:			
- Legal Expenses: Planning & Development		9	-
<b><u>TOTAL MATERIALS &amp; CONTRACTS</u></b>		<b><u>2,467</u></b>	<b><u>2,314</u></b>
<b>1. Auditor Remuneration</b>			
During the year, the following fees were incurred for services provided by the Council's Auditor (& the Auditors of other Consolidated Entities):			
<b>(i) Audit and Other Assurance Services</b>			
- Audit & review of financial statements: Council's Auditor		29	28
- Internal Audit Services		1	26
<b>Remuneration for audit and other assurance services</b>		<b><u>30</u></b>	<b><u>54</u></b>
<b>Total Auditor Remuneration</b>		<b><u>30</u></b>	<b><u>54</u></b>

## Warren Shire Council

Notes to the Financial Statements  
for the financial year ended 30 June 2015

## Note 4. Expenses from Continuing Operations (continued)

\$ '000	Notes	Impairment Costs		Depreciation/Amortisation	
		Actual 2015	Actual 2014	Actual 2015	Actual 2014
<b>(d) Depreciation, Amortisation &amp; Impairment</b>					
Plant and Equipment		-	-	1,013	940
Office Equipment		-	-	24	34
Furniture & Fittings		-	-	6	3
Buildings - Non Specialised		-	-	97	98
Buildings - Specialised		-	-	174	156
Other Structures		-	-	131	130
Infrastructure:					
- Roads		-	-	2,153	2,031
- Bridges		-	-	157	157
- Footpaths		-	-	30	30
- Stormwater Drainage		-	-	38	38
- Water Supply Network		-	-	173	167
- Sewerage Network		-	-	209	201
- Swimming Pools		-	-	7	7
- Other Open Space/Recreational Assets		-	-	25	25
<b>Total Depreciation &amp; Impairment Costs</b>		<b>-</b>	<b>-</b>	<b>4,237</b>	<b>4,017</b>
less: Capitalised Costs		-	-	(335)	(405)
<b><u>TOTAL DEPRECIATION &amp; IMPAIRMENT COSTS EXPENSED</u></b>		<b>-</b>	<b>-</b>	<b>3,902</b>	<b>3,612</b>

## Warren Shire Council

## Notes to the Financial Statements

for the financial year ended 30 June 2015

## Note 4. Expenses from Continuing Operations (continued)

\$ '000	Notes	Actual 2015	Actual 2014
<b>(e) Other Expenses</b>			
Other Expenses for the year include the following:			
Advertising		12	10
Bank Charges		4	5
- Emergency Services Levy (SES)		4	6
- NSW Fire & Rescue Levy		19	19
- NSW Rural Fire Service Levy		86	83
- Contribution to Castlereagh Macquarie County Council		97	95
- Other Contributions/Levies		9	9
Councillor Expenses - Mayoral Fee		23	20
Councillor Expenses - Councillors' Fees		103	101
Councillors' Expenses (incl. Mayor) - Other (excluding fees above)		23	23
Donations, Contributions & Assistance to other organisations (Section 356)		-	6
Electricity & Heating		199	201
Insurance		201	197
Postage		12	12
Printing & Stationery		26	28
Street Lighting		83	93
Subscriptions & Publications		19	15
Telephone & Communications		25	29
Valuation Fees		17	17
Water Purchases		22	24
Contribution to North Western Library Co-operative		48	46
Other		1	1
<b><u>TOTAL OTHER EXPENSES</u></b>		<b><u>1,033</u></b>	<b><u>1,040</u></b>

## Warren Shire Council

Notes to the Financial Statements  
for the financial year ended 30 June 2015

## Note 5. Gains or Losses from the Disposal of Assets

\$ '000	Notes	Actual 2015	Actual 2014
<b>Property</b> (excl. Investment Property)			
Proceeds from Disposal - Property		-	96
less: Carrying Amount of Property Assets Sold / Written Off		-	(99)
<b>Net Gain/(Loss) on Disposal</b>		<b>-</b>	<b>(3)</b>
<b>Plant &amp; Equipment</b>			
Proceeds from Disposal - Plant & Equipment		319	196
less: Carrying Amount of P&E Assets Sold / Written Off		(141)	(110)
<b>Net Gain/(Loss) on Disposal</b>		<b>178</b>	<b>86</b>
<b><u>NET GAIN/(LOSS) ON DISPOSAL OF ASSETS</u></b>		<b><u>178</u></b>	<b><u>83</u></b>

## Warren Shire Council

Notes to the Financial Statements  
for the financial year ended 30 June 2015

## Note 6a. - Cash Assets and Note 6b. - Investments

\$ '000	Notes	2015	2015	2014	2014
		Actual Current	Actual Non Current	Actual Current	Actual Non Current
<b>Cash &amp; Cash Equivalents (Note 6a)</b>					
Cash on Hand and at Bank		36	-	388	-
Cash-Equivalent Assets <sup>1</sup>					
- Deposits at Call		1,611	-	-	-
- Short Term Deposits		8,500	-	9,500	-
<b>Total Cash &amp; Cash Equivalents</b>		<b>10,147</b>	<b>-</b>	<b>9,888</b>	<b>-</b>
<b>Investments (Note 6b)</b>					
Nil					
<b><u>TOTAL CASH ASSETS, CASH EQUIVALENTS &amp; INVESTMENTS</u></b>		<b><u>10,147</u></b>	<b><u>-</u></b>	<b><u>9,888</u></b>	<b><u>-</u></b>

<sup>1</sup> Those Investments where time to maturity (from date of purchase) is < 3 mths.

**Cash, Cash Equivalents & Investments were classified at year end in accordance with AASB 139 as follows:**

**Cash & Cash Equivalents**

Nil

**Investments**

Nil

**Note 6(b-i)**

**Reconciliation of Investments classified as "At Fair Value through the Profit & Loss"**

Nil

**Note 6(b-ii)**

**Reconciliation of Investments classified as "Held to Maturity"**

Nil

**Note 6(b-iii)**

**Reconciliation of Investments classified as "Loans & Receivables"**

Nil

**Note 6(b-iv)**

**Reconciliation of Investments classified as "Available for Sale"**

Nil

## Warren Shire Council

Notes to the Financial Statements  
for the financial year ended 30 June 2015

## Note 6c. Restricted Cash, Cash Equivalents &amp; Investments - Details

\$ '000	2015	2015	2014	2014
	Actual Current	Actual Non Current	Actual Current	Actual Non Current
<b>Total Cash, Cash Equivalents and Investments</b>	<b>10,147</b>	<b>-</b>	<b>9,888</b>	<b>-</b>
<b>attributable to:</b>				
External Restrictions (refer below)	3,094	-	2,981	-
Internal Restrictions (refer below)	6,537	-	6,407	-
Unrestricted	516	-	500	-
	<b>10,147</b>	<b>-</b>	<b>9,888</b>	<b>-</b>

2015 \$ '000	Opening Balance	Transfers to Restrictions	Transfers from Restrictions	Closing Balance
-----------------	--------------------	------------------------------	--------------------------------	--------------------

## Details of Restrictions

**External Restrictions - Included in Liabilities**

CWCMA Roadside Mapping	7	-	-	7
<b>External Restrictions - Included in Liabilities</b>	<b>7</b>	<b>-</b>	<b>-</b>	<b>7</b>

**External Restrictions - Other**

RMS Contributions (A)	19	-	(3)	16
Specific Purpose Unexpended Grants (B)	13	101	-	114
Water Supplies (C)	461	63	-	524
Sewerage Services (C)	2,324	-	(84)	2,240
Domestic Waste Management (C)	157	36	-	193
<b>External Restrictions - Other</b>	<b>2,974</b>	<b>200</b>	<b>(87)</b>	<b>3,087</b>
<b>Total External Restrictions</b>	<b>2,981</b>	<b>200</b>	<b>(87)</b>	<b>3,094</b>

## Warren Shire Council

Notes to the Financial Statements  
for the financial year ended 30 June 2015

## Note 6c. Restricted Cash, Cash Equivalents &amp; Investments - Details (continued)

2015 \$ '000	Opening Balance	Transfers to Restrictions	Transfers from Restrictions	Closing Balance
<b>Internal Restrictions</b>				
Plant & Vehicle Replacement	252	61	(32)	281
Infrastructure Replacement	2,882	-	(11)	2,871
Employees Leave Entitlement	400	-	-	400
Roadworks	400	190	(36)	554
Bridgeworks	324	-	(7)	317
Insurances	291	-	(10)	281
Specific M&R	105	117	(146)	76
Specific Programs	1,368	173	(261)	1,280
CBD Improvements	300	100	(33)	367
Other	85	30	(5)	110
<b>Total Internal Restrictions</b>	<b>6,407</b>	<b>671</b>	<b>(541)</b>	<b>6,537</b>
<b>TOTAL RESTRICTIONS</b>	<b>9,388</b>	<b>871</b>	<b>(628)</b>	<b>9,631</b>

- A** RMS Contributions which are not yet expended for the provision of services and amenities in accordance with those contributions.
- B** Grants which are not yet expended for the purposes for which the grants were obtained. (refer Note 1)
- C** Water, Sewerage, Domestic Waste Management (DWM) & other Special Rates/Levies/Charges are externally restricted assets and must be applied for the purposes for which they were raised.



## Warren Shire Council

Notes to the Financial Statements  
for the financial year ended 30 June 2015

## Note 7. Receivables

\$ '000	Notes	2015		2014	
		Current	Non Current	Current	Non Current
<b>Purpose</b>					
Rates & Annual Charges		101	24	68	51
Interest & Extra Charges		6	3	5	3
User Charges & Fees		269	30	106	65
Accrued Revenues					
- Interest on Investments		16	-	39	-
Government Grants & Subsidies		112	-	145	-
Deferred Debtors		2	34	2	56
Net GST Receivable		-	-	23	-
Other Debtors		-	-	2	-
<b>Total</b>		<b>506</b>	<b>91</b>	<b>390</b>	<b>175</b>
<b>less: Provision for Impairment</b>					
Nil					
<b>TOTAL NET RECEIVABLES</b>		<b>506</b>	<b>91</b>	<b>390</b>	<b>175</b>
<b>Externally Restricted Receivables</b>					
<b>Water Supply</b>					
- Rates & Availability Charges		13	4	10	4
- Other		130	3	66	-
<b>Sewerage Services</b>					
- Rates & Availability Charges		15	6	13	4
- Other		12	4	4	6
<b>Domestic Waste Management</b>		<b>14</b>	<b>5</b>	<b>10</b>	<b>6</b>
<b>Total External Restrictions</b>		<b>184</b>	<b>22</b>	<b>103</b>	<b>20</b>
<b>Internally Restricted Receivables</b>					
Nil					
<b>Unrestricted Receivables</b>		<b>322</b>	<b>69</b>	<b>287</b>	<b>155</b>
<b>TOTAL NET RECEIVABLES</b>		<b>506</b>	<b>91</b>	<b>390</b>	<b>175</b>

**Notes on Debtors above:**

- (i) Rates & Annual Charges Outstanding are secured against the property.
- (ii) Doubtful Rates Debtors are provided for where the value of the property is less than the debt outstanding.  
An allowance for other doubtful debts is made when there is objective evidence that a receivable is impaired.
- (iii) Interest was charged on overdue rates & charges at 8.50% (2014 9.00%).  
Generally all other receivables are non interest bearing.
- (iv) Please refer to Note 15 for issues concerning Credit Risk and Fair Value disclosures.

## Warren Shire Council

Notes to the Financial Statements  
for the financial year ended 30 June 2015

## Note 8. Inventories &amp; Other Assets

\$ '000	Notes	2015		2014	
		Current	Non Current	Current	Non Current
<b>Inventories</b>					
Real Estate for resale (refer below)		160	-	160	-
Stores & Materials		100	-	117	-
Trading Stock		290	-	296	-
Loose Tools		95	-	89	-
<b>Total Inventories</b>		<b>645</b>	<b>-</b>	<b>662</b>	<b>-</b>
<b>Other Assets</b>					
Prepayments		2	-	9	-
<b>Total Other Assets</b>		<b>2</b>	<b>-</b>	<b>9</b>	<b>-</b>
<b><u>TOTAL INVENTORIES / OTHER ASSETS</u></b>		<b><u>647</u></b>	<b><u>-</u></b>	<b><u>671</u></b>	<b><u>-</u></b>

**Externally Restricted Assets**

There are no restrictions applicable to the above assets.

## Warren Shire Council

Notes to the Financial Statements  
for the financial year ended 30 June 2015

## Note 8. Inventories &amp; Other Assets (continued)

\$ '000	2015		2014	
	Current	Non Current	Current	Non Current
<b>(i) Other Disclosures</b>				
<b>(a) Details for Real Estate Development</b>				
Residential	-	-	-	-
Industrial/Commercial	75	-	75	-
Other Properties	85	-	85	-
<b>Total Real Estate for Resale</b>	<b>160</b>	<b>-</b>	<b>160</b>	<b>-</b>
(Valued at the lower of cost and net realisable value)				
<b>Represented by:</b>				
Acquisition Costs	160	-	160	-
<b>Total Real Estate for Resale</b>	<b>160</b>	<b>-</b>	<b>160</b>	<b>-</b>
<b>Movements:</b>				
Real Estate assets at beginning of the year	160	-	160	-
<b>Total Real Estate for Resale</b>	<b>160</b>	<b>-</b>	<b>160</b>	<b>-</b>

**(b) Current Assets not anticipated to be settled within the next 12 months**

The following Inventories & Other Assets, even though classified as current are not expected to be recovered in the next 12 months;

	2015	2014
Real Estate for Resale	144	144
Other	285	269
	<b>429</b>	<b>413</b>

**(c) Inventories recognised as an expense for the year included:**

- Real Estate for Resale	-	-
- Stores & Materials	-	-
- Trading Stock	-	-

**(d) Inventory Write Downs**

There were no amounts recognised as an expense relating to the write down of Inventory balances held during the year.

Notes to the Financial Statements  
for the financial year ended 30 June 2015

Note 9a. Infrastructure, Property, Plant & Equipment

\$ '000	as at 30/6/2014				Asset Movements during the Reporting Period						as at 30/6/2015			
	At	At	Accumulated	Carrying	Asset Additions	WDV of Asset Disposals	Depreciation Expense	WIP Transfers	Revaluation Decrements to Equity (ARR)	Revaluation Increments to Equity (ARR)	At	At	Accumulated	Carrying
	Cost	Fair Value	Dep'n	Value							Cost	Fair Value	Dep'n	Value
Capital Work in Progress	925	-	-	925	146	-	-	(908)	-	-	163	-	-	163
Plant & Equipment	-	9,706	5,635	4,071	1,115	(141)	(1,013)	-	-	-	-	9,971	5,939	4,032
Office Equipment	-	220	184	36	9	-	(24)	-	-	-	-	229	208	21
Furniture & Fittings	-	142	68	74	21	-	(6)	-	-	-	-	164	75	89
<b>Land:</b>														
- Operational Land	-	1,140	-	1,140	23	-	-	4	-	-	-	1,167	-	1,167
- Community Land	-	1,003	-	1,003	-	-	-	-	-	-	-	1,003	-	1,003
Buildings - Non Specialised	-	8,530	4,696	3,834	18	-	(97)	-	-	-	-	8,548	4,793	3,755
Buildings - Specialised	-	11,344	5,561	5,783	86	-	(174)	-	-	-	-	11,430	5,735	5,695
Other Structures	-	11,494	5,393	6,101	127	-	(131)	71	-	-	-	11,692	5,524	6,168
<b>Infrastructure:</b>														
- Roads	-	137,228	45,271	91,957	2,278	-	(2,153)	768	-	21,525	-	128,065	13,690	114,375
- Bridges	-	16,479	5,277	11,202	-	-	(157)	-	-	1,352	-	18,496	6,099	12,397
- Footpaths	-	2,112	1,065	1,047	75	-	(30)	-	-	1,336	-	4,156	1,728	2,428
- Stormwater Drainage	-	3,745	1,646	2,099	83	-	(38)	15	(14)	-	-	3,824	1,679	2,145
- Water Supply Network	-	13,559	7,131	6,428	66	-	(173)	-	-	94	-	13,828	7,413	6,415
- Sewerage Network	-	13,319	8,935	4,384	106	-	(209)	-	-	64	-	13,626	9,281	4,345
- Swimming Pools	-	1,481	1,446	35	100	-	(7)	50	-	-	-	1,631	1,453	178
- Other Open Space/Recreational Assets	-	1,788	1,149	639	-	-	(25)	-	-	-	-	1,788	1,174	614
<b>TOTAL INFRASTRUCTURE, PROPERTY, PLANT &amp; EQUIP.</b>	<b>925</b>	<b>233,290</b>	<b>93,457</b>	<b>140,758</b>	<b>4,253</b>	<b>(141)</b>	<b>(4,237)</b>	<b>-</b>	<b>(14)</b>	<b>24,371</b>	<b>163</b>	<b>229,618</b>	<b>64,791</b>	<b>164,990</b>

Additions to Buildings, Infrastructure & Other Structure Assets are made up of Asset Renewals (\$2,971K) and New Assets (\$99K). Renewals are defined as the replacement of existing assets (as opposed to the acquisition of new assets).

Refer to Note 27 - Fair Value Measurement for information regarding the fair value of other Infrastructure, Property, Plant & Equipment.

## Warren Shire Council

Notes to the Financial Statements  
for the financial year ended 30 June 2015

## Note 9b. Externally Restricted Infrastructure, Property, Plant &amp; Equipment

\$ '000

Class of Asset	Actual 2015				Actual 2014			
	At Cost	At Fair Value	A/Dep & Impairm't	Carryin g Value	At Cost	At Fair Value	A/Dep & Impairm't	Carrying Value
<b>Water Supply</b>								
WIP	115	-	-	115	14	-	-	14
Plant & Equipment	-	191	66	125	-	204	84	120
Land								
- Operational Land	-	66	-	66	-	66	-	66
- Community Land	-	10	-	10	-	10	-	10
Other Structures	-	73	27	46	-	73	26	47
Infrastructure	-	13,828	7,413	6,415	-	13,559	7,131	6,428
<b>Total Water Supply</b>	<b>115</b>	<b>14,168</b>	<b>7,506</b>	<b>6,777</b>	<b>14</b>	<b>13,912</b>	<b>7,241</b>	<b>6,685</b>
<b>Sewerage Services</b>								
Plant & Equipment	-	309	88	221	-	184	51	133
Land								
- Operational Land	-	28	-	28	-	28	-	28
- Community Land	-	76	-	76	-	76	-	76
Other Structures	-	20	2	18	-	20	1	19
Infrastructure	-	13,626	9,281	4,345	-	13,319	8,935	4,384
<b>Total Sewerage Services</b>	<b>-</b>	<b>14,059</b>	<b>9,371</b>	<b>4,688</b>	<b>-</b>	<b>13,627</b>	<b>8,987</b>	<b>4,640</b>
<b>Domestic Waste Management</b>								
Land								
- Operational Land	-	110	-	110	-	110	-	110
<b>Total DWM</b>	<b>-</b>	<b>110</b>	<b>-</b>	<b>110</b>	<b>-</b>	<b>110</b>	<b>-</b>	<b>110</b>
<b>TOTAL RESTRICTED I,PP&amp;E</b>	<b>115</b>	<b>28,337</b>	<b>16,877</b>	<b>11,575</b>	<b>14</b>	<b>27,649</b>	<b>16,228</b>	<b>11,435</b>

## Note 9c. Infrastructure, Property, Plant &amp; Equipment - Current Year Impairments

Council has recognised no impairment losses during the reporting period nor reversed any prior period losses.

## Warren Shire Council

Notes to the Financial Statements  
for the financial year ended 30 June 2015

## Note 10a. Payables, Borrowings &amp; Provisions

\$ '000	Notes	2015		2014	
		Current	Non Current	Current	Non Current
<b>Payables</b>					
Goods & Services - operating expenditure		139	-	431	-
Payments Received In Advance		132	-	85	-
Accrued Expenses:					
- Salaries & Wages		22	-	43	-
ATO - Net GST Payable		5	-	-	-
Sundry Deposits		23	-	47	-
Other		9	-	3	-
<b>Total Payables</b>		<b>330</b>	<b>-</b>	<b>609</b>	<b>-</b>
<b>Borrowings</b>					
Loans - Secured <sup>1</sup>		47	296	46	343
Government Advances		28	81	28	92
<b>Total Borrowings</b>		<b>75</b>	<b>377</b>	<b>74</b>	<b>435</b>
<b>Provisions</b>					
<b>Employee Benefits;</b>					
Annual Leave		417	-	370	-
Long Service Leave		1,253	43	1,147	34
<b>Total Provisions</b>		<b>1,670</b>	<b>43</b>	<b>1,517</b>	<b>34</b>
<b>Total Payables, Borrowings &amp; Provisions</b>		<b>2,075</b>	<b>420</b>	<b>2,200</b>	<b>469</b>
<b>(i) Liabilities relating to Restricted Assets</b>					
		2015		2014	
		Current	Non Current	Current	Non Current
<b>Externally Restricted Assets</b>					
Water		23	10	18	5
Sewer		19	-	17	-
Other		7	-	7	-
Liabilities relating to externally restricted assets		49	10	42	5
<b>Internally Restricted Assets</b>					
Nil					
<b>Total Liabilities relating to restricted assets</b>		49	10	42	5
<b>Total Liabilities relating to Unrestricted Assets</b>		2,026	410	2,158	464
<b>TOTAL PAYABLES, BORROWINGS &amp; PROVISIONS</b>		<b>2,075</b>	<b>420</b>	<b>2,200</b>	<b>469</b>

<sup>1</sup>: Loans are secured over the General Rating Income of Council

Disclosures on Liability Interest Rate Risk Exposures, Fair Value Disclosures & Security can be found in Note 15.

## Warren Shire Council

## Notes to the Financial Statements

for the financial year ended 30 June 2015

## Note 10a. Payables, Borrowings &amp; Provisions (continued)

\$ '000	Actual 2015	Actual 2014
---------	----------------	----------------

**(ii) Current Liabilities not anticipated to be settled within the next 12 months**

The following Liabilities, even though classified as current, are not expected to be settled in the next 12 months.

Provisions - Employees Benefits	1,147	975
	<b>1,147</b>	<b>975</b>

## Note 10b. Description of and movements in Provisions

Class of Provision	2014			2015		
	Opening Balance as at 1/7/14	Additional Provisions	Decrease due to Payments	Remeasurement effects due to Discounting	Unused amounts reversed	Closing Balance as at 30/6/15
Annual Leave	370	301	(263)	9	-	417
Long Service Leave	1,181	234	(133)	14	-	1,296
<b>TOTAL</b>	<b>1,551</b>	<b>535</b>	<b>(396)</b>	<b>23</b>	<b>-</b>	<b>1,713</b>

- a. Employees Leave Entitlements & On-Costs represents those benefits accrued and payable and an estimate of those that will become payable in the future as a result of past service.

## Warren Shire Council

## Notes to the Financial Statements

for the financial year ended 30 June 2015

## Note 11. Statement of Cash Flows - Additional Information

\$ '000	Notes	Actual 2015	Actual 2014
<b>(a) Reconciliation of Cash Assets</b>			
Total Cash & Cash Equivalent Assets	6a	10,147	9,888
<b>BALANCE as per the STATEMENT of CASH FLOWS</b>		<b>10,147</b>	<b>9,888</b>
<b>(b) Reconciliation of Net Operating Result to Cash provided from Operating Activities</b>			
<b>Net Operating Result from Income Statement</b>		<b>303</b>	<b>(670)</b>
<b>Adjust for non cash items:</b>			
Depreciation & Amortisation		3,902	3,612
Net Losses/(Gains) on Disposal of Assets		(178)	(83)
Amortisation of Premiums, Discounts & Prior Period Fair Valuations			
- Interest on all fair value adjusted Interest Free Advances made by Council		-	18
- Interest Exp. on Interest Free Loans received by Council (previously Fair Value)		17	-
Share of Net (Profits) or Losses of Associates/Joint Ventures		13	4
<b>+/- Movement in Operating Assets and Liabilities &amp; Other Cash Items:</b>			
Decrease/(Increase) in Receivables		(54)	189
Decrease/(Increase) in Inventories		17	(11)
Decrease/(Increase) in Other Assets		7	100
Increase/(Decrease) in Payables		(292)	(141)
Increase/(Decrease) in other accrued Expenses Payable		(21)	14
Increase/(Decrease) in Other Liabilities		34	(20)
Increase/(Decrease) in Employee Leave Entitlements		162	(130)
<b>NET CASH PROVIDED FROM/(USED IN) OPERATING ACTIVITIES from the STATEMENT of CASH FLOWS</b>		<b>3,910</b>	<b>2,882</b>



## Warren Shire Council

## Notes to the Financial Statements

for the financial year ended 30 June 2015

## Note 11. Statement of Cash Flows - Additional Information (continued)

\$ '000	Notes	Actual 2015	Actual 2014
<b>(c) Non-Cash Investing &amp; Financing Activities</b>			
Nil			
<b>(d) Financing Arrangements</b>			
<b>(i) Unrestricted access was available at balance date to the following lines of credit:</b>			
Bank Overdraft Facilities <sup>(1)</sup>		500	500
Credit Cards / Purchase Cards		10	10
<b>Total Financing Arrangements</b>		<b>510</b>	<b>510</b>
<b>Amounts utilised as at Balance Date:</b>			
- Credit Cards / Purchase Cards		2	1
<b>Total Financing Arrangements Utilised</b>		<b>2</b>	<b>1</b>

1. The Bank overdraft facility may be drawn at any time and may be terminated by the bank without notice.  
Interest rates on overdrafts are Interest Rates on Loans & Other Payables are disclosed in Note 15.

**(ii) Secured Loan Liabilities**

Loans are secured by a mortgage over future years Rate Revenue only.

**(e) Net Cash Flows Attributable to Discontinued Operations**

Please refer to Note 24 for details of Cash Flows that relate to Discontinued Operations

## Warren Shire Council

### Notes to the Financial Statements for the financial year ended 30 June 2015

#### Note 12. Commitments for Expenditure

\$ '000	Notes	Actual 2015	Actual 2014
<b>(a) Capital Commitments (exclusive of GST)</b>			
Capital expenditure committed for at the reporting date but not recognised in the financial statements as liabilities:			
<b>Property, Plant &amp; Equipment</b>			
Plant & Equipment		-	61
<b>Total Commitments</b>		<b>-</b>	<b>61</b>
<b>These expenditures are payable as follows:</b>			
Within the next year		-	61
<b>Total Payable</b>		<b>-</b>	<b>61</b>
<b>Sources for Funding of Capital Commitments:</b>			
Internally Restricted Reserves			61
<b>Total Sources of Funding</b>		<b>-</b>	<b>61</b>

#### (b) Finance Lease Commitments

Nil

#### (c) Operating Lease Commitments (Non Cancellable)

Nil

#### (d) Investment Property Commitments

Nil

#### (e) Investment in Joint Operations - Commitments

For Capital Commitments and Other Commitments relating to Investments in Joint Operations, refer to Note 19 (c)

## Warren Shire Council

Notes to the Financial Statements  
for the financial year ended 30 June 2015

## Note 13a(i). Statement of Performance Measurement - Indicators (Consolidated)

\$ '000	Amounts	Indicator	Prior Periods	
	2015	2015	2014	2013
<b>Local Government Industry Indicators - Consolidated</b>				
<b>1. Operating Performance Ratio</b>				
Total continuing operating revenue <sup>(1)</sup>				
(excl. Capital Grants & Contributions) - Operating Expenses	<u>36</u>	<b>0.29%</b>	-6.85%	-0.56%
Total continuing operating revenue <sup>(1)</sup>	<u>12,272</u>			
(excl. Capital Grants & Contributions)				
<b>2. Own Source Operating Revenue Ratio</b>				
Total continuing operating revenue <sup>(1)</sup>				
(excl. ALL Grants & Contributions)	<u>7,550</u>	<b>61.02%</b>	65.29%	60.49%
Total continuing operating revenue <sup>(1)</sup>	<u>12,374</u>			
<b>3. Unrestricted Current Ratio</b>				
Current Assets less all External Restrictions <sup>(2)</sup>	<u>7,593</u>	<b>8.64x</b>	6.30	7.18
Current Liabilities less Specific Purpose Liabilities <sup>(3, 4)</sup>	<u>879</u>			
<b>4. Debt Service Cover Ratio</b>				
Operating Result <sup>(1)</sup> before capital excluding interest and depreciation / impairment / amortisation	<u>3,984</u>	<b>33.20x</b>	23.88	28.07
Principal Repayments (from the Statement of Cash Flows)	<u>120</u>			
+ Borrowing Costs (from the Income Statement)				
<b>5. Rates, Annual Charges, Interest &amp; Extra Charges Outstanding Percentage</b>				
Rates, Annual and Extra Charges Outstanding	<u>134</u>	<b>2.51%</b>	2.46%	1.80%
Rates, Annual and Extra Charges Collectible	<u>5,330</u>			
<b>6. Cash Expense Cover Ratio</b>				
Current Year's Cash and Cash Equivalents				
+ All Term Deposits	<u>10,147</u>	<b>13.18 mths</b>	13.04	15.54
Payments from cash flow of operating and financing activities	<u>770</u>			

## Notes

(1) Excludes fair value adjustments and reversal of revaluation decrements, net gain/(loss) on sale of assets and the net share of interests in joint ventures & associates.

(2) Refer Notes 6-8 inclusive.

Also excludes any real estate & land for resale not expected to be sold in the next 12 months

(3) Refer to Note 10(a).

(4) Refer to Note 10(a)(ii) - excludes all payables & provisions not expected to be paid in the next 12 months (incl. ELE).

## Warren Shire Council

## Notes to the Financial Statements

for the financial year ended 30 June 2015

## Note 13b. Statement of Performance Measurement - Indicators (by Fund)

\$ '000	Water 2015	Sewer 2015	General <sup>5</sup> 2015
<b>Local Government Industry Indicators - by Fund</b>			
<b>1. Operating Performance Ratio</b>			
Total continuing operating revenue <sup>(1)</sup>			
(excl. Capital Grants & Contributions) - Operating Expenses			
Total continuing operating revenue <sup>(1)</sup>	<b>2.46%</b>	<b>-16.37%</b>	<b>1.01%</b>
(excl. Capital Grants & Contributions)			
prior period	-12.11%	-16.38%	-5.91%
<b>2. Own Source Operating Revenue Ratio</b>			
Total continuing operating revenue <sup>(1)</sup>			
(excl. ALL Grants & Contributions)			
Total continuing operating revenue <sup>(1)</sup>	<b>86.00%</b>	<b>98.40%</b>	<b>57.31%</b>
prior period	97.61%	98.45%	61.08%
<b>3. Unrestricted Current Ratio</b>			
Current Assets less all External Restrictions <sup>(2)</sup>			
Current Liabilities less Specific Purpose Liabilities <sup>(3, 4)</sup>	<b>29.00x</b>	<b>119.32x</b>	<b>8.64x</b>
prior period	29.83	137.71	6.30
<b>4. Debt Service Cover Ratio</b>			
Operating Result <sup>(1)</sup> before capital excluding interest and depreciation / impairment / amortisation			
Principal Repayments (from the Statement of Cash Flows) + Borrowing Costs (from the Income Statement)	<b>0.00</b>	<b>0.00</b>	<b>30.17x</b>
prior period	0.00	0.00	21.90
<b>5. Rates, Annual Charges, Interest &amp; Extra Charges Outstanding Percentage</b>			
Rates, Annual and Extra Charges Outstanding			
Rates, Annual and Extra Charges Collectible	<b>5.15%</b>	<b>4.90%</b>	<b>2.10%</b>
prior period	4.75%	4.26%	2.17%
<b>6. Cash Expense Cover Ratio</b>			
Current Year's Cash and Cash Equivalents + All Term Deposits			
Payments from cash flow of operating and financing activities	<b>13.02 mths</b>	<b>65.88 mths</b>	<b>10.61 mths</b>
prior period	9.79	62.95	10.54

## Notes

(1)-(4) Refer to Notes at Note 13a(i) above.

(5) General Fund refers to all of Council's activities except for its Water &amp; Sewer activities which are listed separately.

## Warren Shire Council

### Notes to the Financial Statements for the financial year ended 30 June 2015

#### Note 14. Investment Properties

---

		<b>Actual</b>	<b>Actual</b>
<b>\$ '000</b>	Notes	<b>2015</b>	<b>2014</b>

---

Council has not classified any Land or Buildings as "Investment Properties"

## Warren Shire Council

### Notes to the Financial Statements

for the financial year ended 30 June 2015

#### Note 15. Financial Risk Management

\$ '000

##### Risk Management

Council's activities expose it to a variety of financial risks including **(1)** price risk, **(2)** credit risk, **(3)** liquidity risk and **(4)** interest rate risk.

The Council's overall risk management program focuses on the unpredictability of financial markets and seeks to minimise potential adverse effects on the financial performance of the Council.

Council does not engage in transactions expressed in foreign currencies and is therefore not subject to foreign currency risk.

Financial risk management is carried out by Council's Finance Section under policies approved by the Council.

A comparison by category of the carrying amounts and fair values of Council's Financial Assets & Financial Liabilities recognised in the financial statements is presented below.

	Carrying Value		Fair Value	
	2015	2014	2015	2014
<b>Financial Assets</b>				
Cash and Cash Equivalents	10,147	9,888	10,147	9,888
Receivables	597	565	597	565
<b>Total Financial Assets</b>	<b>10,744</b>	<b>10,453</b>	<b>10,744</b>	<b>10,453</b>
<b>Financial Liabilities</b>				
Payables	198	524	198	524
Loans / Advances	452	509	452	509
<b>Total Financial Liabilities</b>	<b>650</b>	<b>1,033</b>	<b>650</b>	<b>1,033</b>

Fair Value is determined as follows:

- **Cash & Cash Equivalents, Receivables, Payables** - are estimated to be the carrying value which approximates mkt value.
- **Borrowings & Held to Maturity Investments** - are based upon estimated future cash flows discounted by the current market interest rates applicable to assets & liabilities with similar risk profiles, unless quoted market prices are available.
- Financial Assets classified (i) "**at fair value through profit & loss**" or (ii) **Available for Sale** - are based upon quoted market prices (in active markets for identical investments) at the reporting date or independent valuation.

Refer to Note 27 - Fair Value Measurement for information regarding the fair value of financial assets & liabilities

## Warren Shire Council

### Notes to the Financial Statements

for the financial year ended 30 June 2015

#### Note 15. Financial Risk Management (continued)

\$ '000

##### (a) Cash & Cash Equivalents, Financial assets 'at fair value through the profit & Loss' "Available-for-sale" financial assets & "Held-to-maturity" Investments

Council's objective is to maximise its return on cash & investments whilst maintaining an adequate level of liquidity and preserving capital.

Council has an Investment Policy which complies with the Local Government Act & Minister's Investment Order. This Policy is regularly reviewed by Council and it's staff and an Investment Report is tabled before Council on a monthly basis setting out the portfolio breakup and its performance.

The risks associated with the investments held are:

- **Price Risk** - the risk that the capital value of Investments may fluctuate due to changes in market prices, whether there changes are caused by factors specific to individual financial instruments or their issuers or are caused by factors affecting similar instruments traded in a market.
- **Interest Rate Risk** - the risk that movements in interest rates could affect returns and income.
- **Credit Risk** - the risk that the investment counterparty) will not complete their obligations particular to a financial instrument, resulting in a financial loss to Council - be it of a capital or income nature.

Council manages these risks (amongst other measures) by diversifying its portfolio and only purchasing investments with high credit ratings or capital guarantees.

The following represents a summary of the sensitivity of Council's Income Statement and Accumulated Surplus (for the reporting period) due to a change in either the price of a financial asset or the interest rates applicable.

It is assumed that the change in interest rates would have been constant throughout the reporting period.

	Increase of Values/Rates		Decrease of Values/Rates	
	Profit	Equity	Profit	Equity
<b>2015</b>				
Possible impact of a 10% movement in Market Values	-	-	-	-
Possible impact of a 1% movement in Interest Rates	101	101	101	101
<b>2014</b>				
Possible impact of a 10% movement in Market Values	-	-	-	-
Possible impact of a 1% movement in Interest Rates	99	99	99	99

## Warren Shire Council

### Notes to the Financial Statements

for the financial year ended 30 June 2015

#### Note 15. Financial Risk Management (continued)

\$ '000

##### (b) Receivables

Council's major receivables comprise **(i) Rates & Annual charges** and **(ii) User Charges & Fees**.

The major risk associated with these receivables is credit risk - the risk that debts due and payable to Council may not be repaid in full.

Council manages this risk by monitoring outstanding debt and employing stringent debt recovery procedures. It also encourages ratepayers to pay their rates by the due date through incentives.

Credit risk on rates and annual charges is minimised by the ability of Council to secure a charge over the land relating to the debts - that is, the land can be sold to recover the debt. Council is also able to charge interest on overdue rates & annual charges at higher than market rates which further encourages the payment of debt.

There are no material receivables that have been subjected to a re-negotiation of repayment terms.

A profile of Council's receivables credit risk at balance date follows:

	2015	2015	2014	2014
	Rates & Annual Charges	Other Receivables	Rates & Annual Charges	Other Receivables
<b>(i) Ageing of Receivables - %</b>				
Current (not yet overdue)	0%	77%	0%	76%
Overdue	100%	23%	100%	24%
	<b>100%</b>	<b>100%</b>	<b>100%</b>	<b>100%</b>

		Rates & Annual Charges	Other Receivables	Rates & Annual Charges	Other Receivables
<b>(ii) Ageing of Receivables - value</b>					
<b>Rates &amp; Annual Charges</b>	<b>Other Receivables</b>				
Current	Current	-	338	-	341
< 1 year overdue	0 - 30 days overdue	101	50	88	49
1 - 2 years overdue	30 - 60 days overdue	22	33	28	5
2 - 5 years overdue	60 - 90 days overdue	2	4	3	11
> 5 years overdue	> 90 days overdue	-	47	-	40
		<b>125</b>	<b>472</b>	<b>119</b>	<b>446</b>



## Warren Shire Council

### Notes to the Financial Statements

for the financial year ended 30 June 2015

#### Note 15. Financial Risk Management (continued)

\$ '000

##### (c) Payables & Borrowings

Payables & Borrowings are both subject to liquidity risk - the risk that insufficient funds may be on hand to meet payment obligations as and when they fall due.

Council manages this risk by monitoring its cash flow requirements and liquidity levels and maintaining an adequate cash buffer.

Payment terms can (in extenuating circumstances) also be extended & overdraft facilities utilised as required.

The contractual undiscounted cash outflows (ie. principal and interest) of Council's Payables & Borrowings are set out in the maturity table below:

\$ '000	Subject to no maturity	payable in:						Total Cash Outflows	Actual Carrying Values
		≤ 1 Year	1-2 Yrs	2-3 Yrs	3-4 Yrs	4-5 Yrs	> 5 Yrs		
<b>2015</b>									
Trade/Other Payables	-	198	-	-	-	-	-	198	198
Loans & Advances	-	75	79	83	87	92	95	511	452
<b>Total Financial Liabilities</b>	<b>-</b>	<b>273</b>	<b>79</b>	<b>83</b>	<b>87</b>	<b>92</b>	<b>95</b>	<b>709</b>	<b>650</b>
<b>2014</b>									
Trade/Other Payables	-	524	-	-	-	-	-	524	524
Loans & Advances	-	75	79	81	83	87	180	585	509
<b>Total Financial Liabilities</b>	<b>-</b>	<b>599</b>	<b>79</b>	<b>81</b>	<b>83</b>	<b>87</b>	<b>180</b>	<b>1,109</b>	<b>1,033</b>

Borrowings are also subject to interest rate risk - the risk that movements in interest rates could adversely affect funding costs & debt servicing requirements. Council manages this risk through the diversification of borrowing types, maturities & interest rate structures.

The following interest rates were applicable to Council's Borrowings at balance date:

	2015		2014	
	Carrying Value	Average Interest Rate	Carrying Value	Average Interest Rate
Trade/Other Payables	198	0.0%	524	0.0%
Loans & Advances - Fixed Interest Rate	452	6.8%	509	6.8%
	<u>650</u>		<u>1,033</u>	

## Warren Shire Council

### Notes to the Financial Statements

for the financial year ended 30 June 2015

#### Note 16. Material Budget Variations

\$ '000

Council's Original Financial Budget for 14/15 was adopted by the Council on 25 June 2014.

While the Income Statement included in this General Purpose Financial Report must disclose the Original Budget adopted by Council, the Local Government Act requires Council to review its Financial Budget on a Quarterly Basis, so that it is able to manage the various variations between actuals versus budget that invariably occur throughout the year.

This Note sets out the details of MATERIAL VARIATIONS between Council's Original Budget and its Actual results for the year as per the Income Statement - even though such variations may have been adjusted for during each Quarterly Budget Review.

**Note that for Variations\* of Budget to Actual :**

Material Variations represent those variances that amount to **10%** or more of the original budgeted figure.

**F** = Favourable Budget Variation, **U** = Unfavourable Budget Variation

\$ '000	2015 Budget	2015 Actual	2015 ----- Variance* -----		
<b>REVENUES</b>					
<b>Rates &amp; Annual Charges</b>	<b>5,199</b>	<b>5,192</b>	<b>(7)</b>	<b>(0%)</b>	<b>U</b>
<b>User Charges &amp; Fees</b>	<b>1,173</b>	<b>1,555</b>	<b>382</b>	<b>33%</b>	<b>F</b>
Council received and additional \$452K from the RMS for works on State Highway 11.					
<b>Interest &amp; Investment Revenue</b>	<b>320</b>	<b>323</b>	<b>3</b>	<b>1%</b>	<b>F</b>
<b>Other Revenues</b>	<b>443</b>	<b>480</b>	<b>37</b>	<b>8%</b>	<b>F</b>
<b>Operating Grants &amp; Contributions</b>	<b>4,741</b>	<b>4,722</b>	<b>(19)</b>	<b>(0%)</b>	<b>U</b>
<b>Capital Grants &amp; Contributions</b>	<b>-</b>	<b>102</b>	<b>102</b>	<b>0%</b>	<b>F</b>
Council received a Capital Grant from Restart NSW for water security projects during 2014/15 that was not included in the Original Estimates.					
<b>Net Gains from Disposal of Assets</b>	<b>-</b>	<b>178</b>	<b>178</b>	<b>0%</b>	<b>F</b>
Council does not include Gains or Losses from the Disposal of Assets in it's Original Estimates.					

## Warren Shire Council

## Notes to the Financial Statements

for the financial year ended 30 June 2015

## Note 16. Material Budget Variations (continued)

\$ '000	2015 Budget	2015 Actual	2015 ----- Variance* -----		
<b>EXPENSES</b>					
Employee Benefits & On-Costs	4,647	4,788	(141)	(3%)	<b>U</b>
Borrowing Costs	29	46	(17)	(59%)	<b>U</b>
Council has an interest free loan with NSW Treasury, the interest applicable is not included in the Original Estimates.					
Materials & Contracts	2,678	2,467	211	8%	<b>F</b>
Depreciation & Amortisation	3,965	3,902	63	2%	<b>F</b>
Other Expenses	1,112	1,033	79	7%	<b>F</b>
Joint Ventures & Associates - Net Losses	-	13	(13)	0%	<b>U</b>
Council does not include Net Gains or Losses from Joint Venture Activities in it's Original Estimates.					
<b>Budget Variations relating to Council's Cash Flow Statement include:</b>					
Cash Flows from Operating Activities	3,709	3,910	201	5.4%	<b>F</b>
Cash Flows from Investing Activities	(3,865)	(3,577)	288	(7.5%)	<b>F</b>
Cash Flows from Financing Activities	(74)	(74)	-	0.0%	<b>F</b>

## Warren Shire Council

### Notes to the Financial Statements

for the financial year ended 30 June 2015

#### Note 17. Statement of Developer Contributions

---

**\$ '000**

---

Council currently has no S94 Developer Contribution Plans or S94 Funds on hand from prior years.

## Warren Shire Council

### Notes to the Financial Statements

for the financial year ended 30 June 2015

## Note 18. Contingencies & Other Assets/Liabilities Not Recognised

\$ '000

The following assets and liabilities do not qualify for recognition in the Statement of Financial Position, but their knowledge & disclosure is considered relevant to the users of Council's Financial Report.

### LIABILITIES NOT RECOGNISED:

#### 1. Guarantees

##### (i) Defined Benefit Superannuation Contribution Plans

Council participates in an employer sponsored Defined Benefit Superannuation Scheme, and makes contributions as determined by the Superannuation Scheme's Trustees.

Member Councils bear responsibility of ensuring there are sufficient funds available to pay out the required benefits as they fall due.

The Schemes most recent full actuarial review indicated that the Net Assets of the Scheme were not sufficient to meet the accrued benefits of the Schemes Defined Benefit member category with member Councils required to make significantly higher contributions in future years.

The Local Government Superannuation Scheme however is unable to provide Council with an accurate estimate of its share of the net deficit and accordingly Council has not recorded any net liability from its Defined Benefit Scheme obligations in accordance with AASB 119.

Future contributions made to the defined benefit scheme to rectify the net deficit position will be recognised as an expense when they become payable - similar to the accounting for Defined Contributions Plans.

##### (ii) Statewide Limited

Council is a member of Statewide Mutual, a mutual pool scheme providing liability insurance to Local Government.

Membership includes the potential to share in either the net assets or liabilities of the fund depending on its past performance. Council's share of the Net Assets or Liabilities reflects Council's contributions to the pool and the result of insurance claims within each of the Fund Years.

The future realisation and finalisation of claims incurred but not reported to 30/6 this year may result in future liabilities or benefits as a result of past events that Council will be required to fund or share in respectively.

##### (iii) StateCover Limited

Council is a member of StateCover Mutual Limited and holds a partly paid share in the entity.

StateCover is a company providing workers compensation insurance cover to the NSW Local Government Industry and specifically Council.

Council has a contingent liability to contribute further equity in the event of the erosion of the Company's capital base as a result of the company's past performance and/or claims experience or as a result of any increased prudential requirements from APRA.

These future equity contributions would be required to maintain the company's minimum level of Net Assets in accordance with its Licence Requirements.

##### (iv) Other Guarantees

Council has provided no other Guarantees other than those listed above.

## Warren Shire Council

### Notes to the Financial Statements

for the financial year ended 30 June 2015

#### Note 18. Contingencies & Other Assets/Liabilities Not Recognised (continued)

\$ '000

##### LIABILITIES NOT RECOGNISED (continued):

#### 2. Other Liabilities

##### (i) Third Party Claims

The Council is involved from time to time in various claims incidental to the ordinary course of business including claims for damages relating to its services.

Council believes that it is appropriately covered for all claims through its Insurance Coverage and does not expect any material liabilities to eventuate.

##### (ii) Garbage Depot Reinstatement

Garbage is disposed of in pits at the Ewenmar Depot. When a new pit is required the old pit is reinstated at same time as the digging of the new pit. As a result reinstatement costs are expensed each year. Should current practices change, it will be necessary to consider the need to establish a Garbage Depot remediation provision

##### (iii) Gravel Pits Reinstatement

Council's practice with regard to the remediation of road reserve and private property gravel pits is to construct water storage for future road maintenance or a farm dam in return for the use of material where feasible. If this is not feasible for whatever reason then the pit is scarified and seeded upon completion of works undertaken and expensed accordingly, therefore future remediation costs are zero.

##### (iv) Mount Foster Quarry Remediation

Mt Foster is an above ground crushing operation of material that Council utilises from the hill for the supply of road making materials, there will be no remediation costs involved with this operation.

##### (iii) Potential Land Acquisitions due to Planning Restrictions imposed by Council

Council has classified a number of privately owned land parcels as Local Open Space or Bushland.

As a result, where notified in writing by the various owners, Council will be required to purchase these land parcels.

At reporting date, reliable estimates as to the value of any potential liability (& subsequent land asset) from such potential acquisitions has not been possible.

##### ASSETS NOT RECOGNISED:

##### (i) Land Under Roads

As permitted under AASB 1051, Council has elected not to bring to account Land Under Roads that it owned or controlled up to & including 30/6/08.

##### (ii) Infringement Notices/Fines

Fines & Penalty Income, the result of Council issuing Infringement Notices is followed up and collected by the Infringement Processing Bureau.

Councils Revenue Recognition policy for such income is to account for it as revenue on receipt.

Accordingly, at Year End, there is a potential asset due to Council representing issued but unpaid Infringement Notices.

Due to the limited information available on the status, value and duration of outstanding Notices, Council is unable to determine the value of outstanding income.

## Warren Shire Council

### Notes to the Financial Statements

for the financial year ended 30 June 2015

#### Note 19. Interests in Other Entities

\$ '000

Council's objectives can and in some cases are best met through the use of separate entities & operations.

These operations and entities range from 100% ownership and control through to lower levels of ownership and control via co-operative arrangements with other Councils, Bodies and other Outside Organisations.

The accounting and reporting for these various entities, operations and arrangements varies in accordance with accounting standards, depending on the level of Councils (i) interest and (ii) control and the type (form) of entity/operation, as follows;

#### Controlled Entities (Subsidiaries)

Note 19(a)

Operational arrangements where Council's control (but not necessarily interest) exceeds 50%.

#### Joint Ventures & Associates

Note 19(b)

Joint Ventures are operational arrangements where the parties that have joint control have rights to the net assets of the arrangement.

Associates are separate entities where Council has significant influence over the operations (but neither controls nor jointly controls them).

#### Joint Operations

Note 19(c)

Operational arrangements where the parties that have joint control have rights to specific assets and obligations for specific liabilities relating to the arrangement rather than a right to the net assets of the arrangement.

#### Unconsolidated Structured Entities

Note 19(d)

Unconsolidated Structured Entities represent "special vehicles" that Council has an interest in but which are not controlled by Council and therefore not consolidated as a Subsidiary, Joint Arrangement or Associate. Attributes of Structured Entities include restricted activities, a narrow and well-defined objective and insufficient equity to finance its activities without financial support.

#### Subsidiaries, Joint Arrangements and Associates not recognised

Note 19(e)

#### Accounting Recognition:

(i) Subsidiaries disclosed under Note 19(a) and Joint Operations disclosed at Note 19(c) are accounted for on a "line by line" consolidation basis within the Income Statement and Statement of Financial Position.

(ii) Joint Ventures and Associates as per Notes 19(b)(i) & (ii) are accounted for using the Equity Accounting Method and are disclosed as a 1 line entry in both the Income Statement and Statement of Financial Position.

	Council's Share of Net Income		Council's Share of Net Assets	
	Actual 2015	Actual 2014	Actual 2015	Actual 2014
Joint Ventures	(13)	(4)	53	66
<b>Total</b>	<b>(13)</b>	<b>(4)</b>	<b>53</b>	<b>66</b>

## Warren Shire Council

### Notes to the Financial Statements for the financial year ended 30 June 2015

#### Note 19. Interests in Other Entities (continued)

---

**\$ '000**

---

##### (a) Controlled Entities (Subsidiaries) - being entities & operations controlled by Council

Council has no interest in any Controlled Entities (Subsidiaries).



## Warren Shire Council

Notes to the Financial Statements  
for the financial year ended 30 June 2015

## Note 19. Interests in Other Entities (continued)

\$ '000

## (b) Joint Ventures and Associates

Council has incorporated the following Joint Ventures and Associates into its consolidated Financial Statements.

## (a) Net Carrying Amounts - Council's Share

Name of Entity	Nature of Relationship	Measurement Method	2015	2014
North Western Library Co-operative	Joint Venture		53	66
<b>Total Carrying Amounts - Material Joint Ventures and Associates</b>			<b>53</b>	<b>66</b>

## (b) Details

Name of Entity	Principal Activity	Place of Business
North Western Library Co-operative	Joint Purchasing of Books & E-Resources	Warren

## (c) Relevant Interests &amp; Fair Values

Name of Entity	Quoted Fair Value		Interest in Outputs		Interest in Ownership		Proportion of Voting Power	
	2015	2014	2015	2014	2015	2014	2015	2014
North Western Library Co-operative	n/a	n/a	25%	25%	25%	25%	25%	25%

## (d) Summarised Financial Information for Joint Ventures &amp; Associates

	North Western Library Co-operative	
	2015	2014
<b>Statement of Financial Position</b>		
<b>Current Assets</b>		
Cash and Cash Equivalents	3	26
<b>Total Current Assets</b>	<b>3</b>	<b>26</b>
<b>Non-Current Assets</b>	<b>210</b>	<b>240</b>
<b>Current Liabilities</b>		
<b>Total Current Liabilities</b>	-	-
<b>Non-Current Liabilities</b>	-	-
<b>Net Assets</b>	<b>213</b>	<b>266</b>
<b>Reconciliation of the Carrying Amount</b>		
<b>Opening Net Assets (1 July)</b>	265	280
Profit/(Loss) for the period	(52)	(14)
<b>Closing Net Assets</b>	<b>213</b>	<b>266</b>
<b>Council's share of Net Assets (%)</b>	<b>25.0%</b>	<b>25.0%</b>
<b>Council's share of Net Assets (\$)</b>	<b>53</b>	<b>66</b>

## Warren Shire Council

## Notes to the Financial Statements

for the financial year ended 30 June 2015

## Note 19. Interests in Other Entities (continued)

\$ '000

	North Western Library Co-operative	
	2015	2014
<b>Statement of Comprehensive Income</b>		
Income	196	193
Interest Income	1	3
Depreciation & Amortisation	(110)	(94)
Other Expenses	(139)	(116)
<b>Profit/(Loss) from Continuing Operations</b>	<b>(52)</b>	<b>(14)</b>
Profit/(Loss) from Discontinued Operations	-	-
<b>Profit/(Loss) for Period</b>	<b>(52)</b>	<b>(14)</b>
Other Comprehensive Income	-	-
<b>Total Comprehensive Income</b>	<b>(52)</b>	<b>(14)</b>
<b>Council's share of Income (%)</b>	<b>25.0%</b>	<b>25.0%</b>
<b>Council's share of Profit/(Loss) (\$)</b>	<b>(13)</b>	<b>(4)</b>
<b>Council's share of Comprehensive Income (\$)</b>	<b>(13)</b>	<b>(4)</b>
<b>Dividends received by Council</b>	<b>-</b>	<b>-</b>

## (c) Joint Operations

Council has no interest in any Joint Operations.

## (d) Unconsolidated Structured Entities

Council has no Unconsolidated Structured Entities

## (e) Subsidiaries, Joint Arrangements &amp; Associates not recognised

None.

## Warren Shire Council

Notes to the Financial Statements  
for the financial year ended 30 June 2015

## Note 20. Equity - Retained Earnings and Revaluation Reserves

\$ '000	Notes	Actual 2015	Actual 2014
<b>(a) Retained Earnings</b>			
<b>Movements in Retained Earnings were as follows:</b>			
Balance at beginning of Year (from previous years audited accounts)		89,658	90,328
d. Net Operating Result for the Year		303	(670)
<b>Balance at End of the Reporting Period</b>		<b>89,961</b>	<b>89,658</b>
<b>(b) Reserves</b>			
<b>(i) Reserves are represented by:</b>			
- Infrastructure, Property, Plant & Equipment Revaluation Reserve		83,978	59,621
<b>Total</b>		<b>83,978</b>	<b>59,621</b>
<b>(ii) Reconciliation of movements in Reserves:</b>			
<b>Infrastructure, Property, Plant &amp; Equipment Revaluation Reserve</b>			
- Opening Balance		59,621	59,330
- Revaluations for the year	9(a)	24,357	291
<b>- Balance at End of Year</b>		<b>83,978</b>	<b>59,621</b>
<b>TOTAL VALUE OF RESERVES</b>		<b>83,978</b>	<b>59,621</b>

**(iii) Nature & Purpose of Reserves****Infrastructure, Property, Plant & Equipment Revaluation Reserve**

- The Infrastructure, Property, Plant & Equipment Revaluation Reserve is used to record increments/decrements of Non Current Asset values due to their revaluation.

**(c) Correction of Error/s relating to a Previous Reporting Period**

Council made no correction of errors during the current reporting period.

**(d) Voluntary Changes in Accounting Policies**

Council made no voluntary changes in any accounting policies during the year.

## Warren Shire Council

## Notes to the Financial Statements

for the financial year ended 30 June 2015

## Note 21. Financial Result &amp; Financial Position by Fund

\$ '000			
Income Statement by Fund	Actual	Actual	Actual
\$ '000	2015	2015	2015
<b><u>Continuing Operations</u></b>	<b>Water</b>	<b>Sewer</b>	<b>General<sup>1</sup></b>
<b>Income from Continuing Operations</b>			
Rates & Annual Charges	314	410	4,468
User Charges & Fees	351	65	1,139
Interest & Investment Revenue	17	78	228
Other Revenues	-	-	480
Grants & Contributions provided for Operating Purposes	9	9	4,704
Grants & Contributions provided for Capital Purposes	102	-	-
<b>Other Income</b>			
Net Gains from Disposal of Assets	2	-	176
<b>Total Income from Continuing Operations</b>	<b>795</b>	<b>562</b>	<b>11,195</b>
<b>Expenses from Continuing Operations</b>			
Employee Benefits & on-costs	246	212	4,330
Borrowing Costs	-	-	46
Materials & Contracts	208	193	2,066
Depreciation & Amortisation	193	245	3,464
Impairment	-	-	-
Other Expenses	27	4	1,002
Share of interests in Joint Ventures & Associates using the Equity Method	-	-	13
<b>Total Expenses from Continuing Operations</b>	<b>674</b>	<b>654</b>	<b>10,921</b>
<b>Operating Result from Continuing Operations</b>	<b>121</b>	<b>(92)</b>	<b>274</b>
<b><u>Discontinued Operations</u></b>			
Net Profit/(Loss) from Discontinued Operations	-	-	-
<b>Net Operating Result for the Year</b>	<b>121</b>	<b>(92)</b>	<b>274</b>
<b>Net Operating Result attributable to each Council Fund</b>	<b>121</b>	<b>(92)</b>	<b>274</b>
<b>Net Operating Result attributable to Non-controlling Interests</b>	<b>-</b>	<b>-</b>	<b>-</b>
<b>Net Operating Result for the year before Grants and Contributions provided for Capital Purposes</b>	<b>-</b>	<b>19</b>	<b>(92)</b>
	<b>19</b>	<b>(92)</b>	<b>274</b>

<sup>1</sup> General Fund refers to all Council's activities other than Water & Sewer.

NB. All amounts disclosed above are Gross - that is, they include internal charges & recoveries made between the Funds.

## Warren Shire Council

## Notes to the Financial Statements

as at 30 June 2015

## Note 21. Financial Result &amp; Financial Position by Fund (continued)

\$ '000

Statement of Financial Position by Fund \$ '000	Actual 2015	Actual 2015	Actual 2015
	Water	Sewer	General <sup>1</sup>
<b>ASSETS</b>			
<b>Current Assets</b>			
Cash & Cash Equivalents	524	2,240	7,383
Receivables	143	27	336
Inventories	-	-	645
Other	-	-	2
<b>Total Current Assets</b>	<b>667</b>	<b>2,267</b>	<b>8,366</b>
<b>Non-Current Assets</b>			
Receivables	7	10	74
Infrastructure, Property, Plant & Equipment	6,777	4,688	153,525
Investments Accounted for using the equity method	-	-	53
<b>Total Non-Current Assets</b>	<b>6,784</b>	<b>4,698</b>	<b>153,652</b>
<b>TOTAL ASSETS</b>	<b>7,451</b>	<b>6,965</b>	<b>162,018</b>
<b>LIABILITIES</b>			
<b>Current Liabilities</b>			
Payables	7	-	323
Borrowings	-	-	75
Provisions	16	19	1,635
<b>Total Current Liabilities</b>	<b>23</b>	<b>19</b>	<b>2,033</b>
<b>Non-Current Liabilities</b>			
Borrowings	-	-	377
Provisions	10	-	33
<b>Total Non-Current Liabilities</b>	<b>10</b>	<b>-</b>	<b>410</b>
<b>TOTAL LIABILITIES</b>	<b>33</b>	<b>19</b>	<b>2,443</b>
<b>Net Assets</b>	<b>7,418</b>	<b>6,946</b>	<b>159,575</b>
<b>EQUITY</b>			
Retained Earnings	4,408	4,303	81,250
Revaluation Reserves	3,010	2,643	78,325
<b>Council Equity Interest</b>	<b>7,418</b>	<b>6,946</b>	<b>159,575</b>
<b>Non-controlling Interests</b>	<b>-</b>	<b>-</b>	<b>-</b>
<b>Total Equity</b>	<b>7,418</b>	<b>6,946</b>	<b>159,575</b>

<sup>1</sup> General Fund refers to all Council's activities other than Water & Sewer.

NB. All amounts disclosed above are Gross - that is, they include internal receivables & payables between the Funds.

## Warren Shire Council

## Notes to the Financial Statements

for the financial year ended 30 June 2015

## Note 22. "Held for Sale" Non Current Assets &amp; Disposal Groups

---

**\$ '000**


---

	2015	2015	2014	2014
<b>\$ '000</b>	<b>Current</b>	<b>Non Current</b>	<b>Current</b>	<b>Non Current</b>

---

Council did not classify any Non Current Assets or Disposal Groups as "Held for Sale".

## Warren Shire Council

### Notes to the Financial Statements for the financial year ended 30 June 2015

#### Note 23. Events occurring after the Reporting Date

---

\$ '000

---

Events that occur between the end of the reporting period (ending 30 June 2015) and the date when the financial statements are "authorised for issue" have been taken into account in preparing these statements.

Council has adopted the date of receipt of the Auditors' Report as the applicable "authorised for issue" date relating to these General Purpose Financial Statements.

Accordingly, the "authorised for issue" date is 14/08/15.

Events that occur after the Reporting Period represent one of two types:

##### **(i) Events that provide evidence of conditions that existed at the Reporting Period**

These financial statements (and the figures therein) incorporate all "adjusting events" that provided evidence of conditions that existed at 30 June 2015.

##### **(ii) Events that provide evidence of conditions that arose after the Reporting Period**

These financial statements (& figures therein) do not incorporate any "non-adjusting events" that have occurred after 30 June 2015 and which are only indicative of conditions that arose after 30 June 2015.

Council is unaware of any material or significant "non-adjusting events" that should be disclosed.

## Warren Shire Council

### Notes to the Financial Statements for the financial year ended 30 June 2015

#### Note 24. Discontinued Operations

---

**\$ '000**

---

<b>\$ '000</b>	<b>Actual 2015</b>	<b>Actual 2014</b>
----------------	------------------------	------------------------

---

Council has not classified any of its Operations as "Discontinued".



## Warren Shire Council

### Notes to the Financial Statements for the financial year ended 30 June 2015

#### Note 25. Intangible Assets

---

	Actual	Actual
\$ '000	2015	2014

---

Intangible Assets represent identifiable non-monetary asset without physical substance.

Council is unaware of any control over Intangible Assets that warrant recognition in the Financial Statements, including either internally generated and developed assets or purchased assets.

## Warren Shire Council

### Notes to the Financial Statements for the financial year ended 30 June 2015

#### Note 26. Reinstatement, Rehabilitation & Restoration Liabilities

---

**\$ '000**

---

Council has no outstanding obligations to make, restore, rehabilitate or reinstate any of its assets/operations.

## Warren Shire Council

### Notes to the Financial Statements for the financial year ended 30 June 2015

#### Note 27. Fair Value Measurement

\$ '000

The Council measures the following asset and liability classes at fair value on a recurring basis:

- Infrastructure, Property, Plant and Equipment

The fair value of assets and liabilities must be estimated in accordance with various Accounting Standards for either recognition and measurement requirements or for disclosure purposes.

AASB 13 Fair Value Measurement requires all assets and liabilities measured at fair value to be assigned to a "level" in the fair value hierarchy as follows:

**Level 1:** Unadjusted quoted prices in active markets for identical assets or liabilities that the entity can access at the measurement date.

**Level 2:** Inputs other than quoted prices included within Level 1 that are observable for the asset or liability, either directly or indirectly.

**Level 3:** Inputs for the asset or liability that are not based on observable market data (unobservable inputs).

(1) The following table presents all assets and liabilities that have been measured & recognised at fair values:

2015	Fair Value Measurement Hierarchy			Total
	Level 1 Quoted prices in active mkts	Level 2 Significant observable inputs	Level 3 Significant unobservable inputs	
<b>Recurring Fair Value Measurements</b>				
<b>Infrastructure, Property, Plant &amp; Equipment</b>				
Plant & Equipment	-	-	4,032	4,032
Office Equipment	-	-	21	21
Furniture & Fittings	-	-	89	89
Operational Land	-	-	1,167	1,167
Community Land	-	-	1,003	1,003
Buildings - Non-Specialised	-	-	3,755	3,755
Buildings- Specialised	-	-	5,695	5,695
Other Structures	-	-	6,168	6,168
Roads	-	-	114,375	114,375
Bridges	-	-	12,397	12,397
Footpaths	-	-	2,428	2,428
Stormwater Drainage	-	-	2,145	2,145
Water Supply Network	-	-	6,415	6,415
Sewerage Network	-	-	4,345	4,345
Swimming Pools	-	-	178	178
Other Open Space/Recreational Assets	-	-	614	614
<b>Total Infrastructure, Property, Plant &amp; Equipment</b>	<b>-</b>	<b>-</b>	<b>164,827</b>	<b>164,827</b>

## Warren Shire Council

Notes to the Financial Statements  
for the financial year ended 30 June 2015

## Note 27. Fair Value Measurement

\$ '000

2014	Fair Value Measurement Hierarchy			Total
	Level 1 Quoted prices in active mkts	Level 2 Significant observable inputs	Level 3 Significant unobservable inputs	
<b>Recurring Fair Value Measurements</b>				
<b>Infrastructure, Property, Plant &amp; Equipment</b>				
Plant & Equipment	-	-	4,071	4,071
Office Equipment	-	-	36	36
Furniture & Fittings	-	-	74	74
Operational Land	-	-	1,140	1,140
Community Land	-	-	1,003	1,003
Buildings - Non-Specialised	-	-	3,834	3,834
Buildings- Specialised	-	-	5,783	5,783
Other Structures	-	-	6,101	6,101
Roads	-	-	91,957	91,957
Bridges	-	-	11,202	11,202
Footpaths	-	-	1,047	1,047
Stormwater Drainage	-	-	2,099	2,099
Water Supply Network	-	-	6,428	6,428
Sewerage Network	-	-	4,384	4,384
Swimming Pools	-	-	35	35
Other Open Space/Recreational Assets	-	-	639	639
<b>Total Infrastructure, Property, Plant &amp; Equipment</b>	<b>-</b>	<b>-</b>	<b>139,833</b>	<b>139,833</b>

## Warren Shire Council

### Notes to the Financial Statements for the financial year ended 30 June 2015

#### Note 27. Fair Value Measurement (continued)

---

**\$ '000**

---

##### **(2) Transfers between Level 1 & Level 2 Fair Value Hierarchies**

During the year, there were no transfers between Level 1 and Level 2 Fair Value hierarchies for recurring fair value measurements.

## Warren Shire Council

### Notes to the Financial Statements

for the financial year ended 30 June 2015

#### Note 27. Fair Value Measurement (continued)

\$ '000

##### **(3) Valuation techniques used to derive Level 2 and Level 3 Fair Values**

Where Council is unable to derive Fair Valuations using quoted market prices of identical assets (ie. Level 1 inputs) Council instead utilises a spread of both observable inputs (Level 2 inputs) and unobservable inputs (Level 3 inputs).

The Fair Valuation techniques Council has employed while utilising Level 2 and Level 3 inputs are as follows:

##### **Infrastructure, Property, Plant & Equipment**

###### **Plant & Equipment, Office Equipment and Furniture & Fittings**

Plant & Equipment, Office Equipment and Furniture & Fittings are valued at cost but are disclosed at fair value in the notes. The carrying amount of these assets is assumed to approximate fair value due to the nature of the items. Examples of assets within these classes are as follows:

- Plant and Equipment - Graders, trucks, rollers, tractors and motor vehicles.
- Office Equipment - Computers, photocopiers, calculators etc.
- Furniture & Fittings - Chairs, desks and display boards.

There has been no change to the valuation process during the reporting period.

###### **Operational & Community Land**

Operational & Community Land are based on either the Land Value provided by the Valuer-General or an average unit rate based on the Land Value for similar properties where the Valuer-General did not provide a Land Value having regard to the highest and best use for the land. Operational Land is based on the Valuer General's land value as these are representative of the actual market values in the Warren Shire LGA. As these rates were not considered to be observable market evidence they have been classified a Level 3.

There has been no change to the valuation process during the reporting period.

###### **Buildings - Non-Specialised & Specialised**

Non-Specialised & Specialised Buildings are valued internally using the Rawlinson's Construction Guide in June 2013 using the cost approach. The approach estimated the replacement cost for each building by componentising the building into significant parts. While all buildings were physically inspected and the unit rates based on square metres from Rawlinson's Construction Guide no market based evidence (Level 2) could not be established. As such these assets were classified as having been valued as Level 3 valuation inputs.

While the costs were current and the impact of depreciation negligible, the building has been classified as Level 3 as they are immaterial in relation to the overall value of the asset type.

There has been no change to the valuation process during the reporting period.

## Warren Shire Council

### Notes to the Financial Statements for the financial year ended 30 June 2015

#### Note 27. Fair Value Measurement (continued)

---

\$ '000

---

##### **Other Structures**

Other Structures comprise of Aerodrome runway, lighting, irrigation systems and fencing etc. The cost approach has been utilised whereby replacement cost was estimated for each asset by taking into account a range of factors. No market based evidence (Level 2) could be supported as such these assets were all classified as having been valued using Level 3 valuation inputs.

There has been no change to the valuation process during the reporting period.

##### **Roads**

Roads comprise road carriageway, roadside shoulders & kerb & gutter. The Cost Approach using Level 3 inputs was used to value this asset class. Valuations for this asset class were undertaken in-house in June 2015 based on actual costs and assumptions from Council's Engineering Department. No market based evidence (Level 2) inputs are available therefore Level 3 valuation inputs were used for this asset class.

There has been no change to the valuation process during the reporting period.

##### **Bridges**

Bridges were valued in-house in June 2015 the unit rates were calculated by indexing the June 2010 rates by the June CPI each year no other reliable rates could be sourced and no bridge replacement was undertaken since the previous revaluation. While all bridges were physically inspected and unit rates based on square metres were used there was no reliable market evidence (Level 2) as other inputs (such as estimates of residual value and pattern of consumption) require extensive professional judgement that impacts significantly on the final determination of fair value

There has been no change to the valuation process during the reporting period.

##### **Footpaths**

Footpaths were valued in-house by Council's Engineering Department in June 2015 and were based on actual cost per square metre of works carried out during the year. Footpaths are inspected annually and condition assessed

There has been no change to the valuation process during the reporting period.

##### **Drainage Infrastructure**

Assets within this class comprise pits and pipes.

The 'Cost Approach' estimated the replacement cost for each asset by componentising the assets into significant parts with different useful lives and taking into account a range of factors. While the unit rates based on linear metres of certain diameter pipes and prices per pit or similar could be supported from market evidence (Level 2) other inputs (such as estimates of pattern of consumption, residual value, asset condition and useful life) required extensive professional judgement and impacted significantly on the final determination of fair value. Additionally due to limitations in the historical records of very long lived assets there is uncertainty regarding the actual design, specifications and dimensions of some assets. The Drainage Assets were revalued in June 2015 the unit costs were calculated based on the actual cost to lay 205 metres of 600mm pipe during 2014/15 by external contractor B & D Brouff Excavations P/L and also the NSW Reference Rates Manual as publish by the Office of Water.

There has been no change to the valuation process during the reporting period.

## Warren Shire Council

### Notes to the Financial Statements

for the financial year ended 30 June 2015

#### Note 27. Fair Value Measurement (continued)

---

\$ '000

---

##### **Water Supply Network**

Assets within this class comprise reservoirs, pumping stations and, water pipelines.

The 'Cost Approach' estimated the replacement cost for each asset by componentising the assets into significant parts with different useful lives and taking into account a range of factors. While the unit rates based on linear metres of certain diameter pipes and prices per pit or similar may be supported from market evidence (Level 2) other inputs (such as estimates of pattern of consumption, residual value, asset condition and useful life) required extensive professional judgement and impacted significantly on the final determination of fair value. Additionally due to limitations in the historical records of very long lived assets there is uncertainty regarding the actual design, specifications and dimensions of some assets. These assets are indexed each year in line with the NSW Reference Rates Manual as published by the Office of Water.

There has been no change to the valuation process during the reporting period.

##### **Sewerage Network**

Assets within this class comprise treatment works, pumping stations and, sewerage mains.

The 'Cost Approach' estimated the replacement cost for each asset by componentising the assets into significant parts with different useful lives and taking into account a range of factors. While the unit rates based on linear metres of certain diameter pipes and prices per pit or similar may be supported from market evidence (Level 2) other inputs (such as estimates of pattern of consumption, residual value, asset condition and useful life) required extensive professional judgement and impacted significantly on the final determination of fair value. Additionally due to limitations in the historical records of very long lived assets there is uncertainty regarding the actual design, specifications and dimensions of some assets. These assets are indexed each year in line with the NSW Reference Rates Manual as published by the Office of Water.

There has been no change to the valuation process during the reporting period.

##### **Swimming Pools**

Assets within this class comprise Council's outdoor swimming pool. The swimming pool was valued in-house by experienced staff in Council's Health & Development Department using the cost approach. The approach estimated the replacement cost for each pool by componentising its significant parts.

While some elements of gross replacement values may be supported from market evidence (Level 2 input) other inputs (such as estimates of pattern of consumption, residual value, asset condition and useful life) required extensive professional judgement and impacted significantly on the final determination of fair value. There has been no change to the valuation process during the reporting period.

There has been no change to the valuation process during the reporting period.

##### **Other Open Space/Recreational Assets**

Assets within this class comprise synthetic & turf surfaces, lighting, playground equipment etc. All assets in Other Structures were valued in-house by experienced engineering staff.

While some elements of gross replacement values may be supported from market evidence (Level 2 input) other inputs (such as estimates of pattern of consumption, residual value, asset condition and useful life) required extensive professional judgement and impacted significantly on the final determination of fair value.

There has been no change to the valuation process during the reporting period.



## Warren Shire Council

## Notes to the Financial Statements

for the financial year ended 30 June 2015

## Note 27. Fair Value Measurement (continued)

\$ '000

## (4). Fair value measurements using significant unobservable inputs (Level 3)

a. The following tables present the changes in Level 3 Fair Value Asset Classes.

	Plant & Equipment	Office Equipment	Furniture & Fittings	Operational Land	Total
Adoption of AASB 13	4,172	60	28	1,239	5,499
Purchases (GBV)	949	10	49	-	1,008
Disposals (WDV)	(110)	-	-	(99)	(209)
Depreciation & Impairment	(940)	(34)	(3)	-	(977)
<b>Closing Balance - 30/6/14</b>	<b>4,071</b>	<b>36</b>	<b>74</b>	<b>1,140</b>	<b>5,321</b>
Purchases (GBV)	1,115	9	21	23	1,168
Disposals (WDV)	(141)	-	-	-	(141)
Depreciation & Impairment	(1,013)	(24)	(6)	-	(1,043)
Transfer from Works in Progress	-	-	-	4	4
<b>Closing Balance - 30/6/15</b>	<b>4,032</b>	<b>21</b>	<b>89</b>	<b>1,167</b>	<b>5,309</b>

	Community Land	Buildings Non- Specialised	Buildings Specialised	Other Structures	Total
Adoption of AASB 13	1,003	3,790	5,735	6,204	16,732
Purchases (GBV)	-	142	204	27	373
Depreciation & Impairment	-	(98)	(156)	(130)	(384)
<b>Closing Balance - 30/6/14</b>	<b>1,003</b>	<b>3,834</b>	<b>5,783</b>	<b>6,101</b>	<b>16,721</b>
Purchases (GBV)	-	18	86	127	231
Depreciation & Impairment	-	(97)	(174)	(131)	(402)
Transfer from Works in Progress	-	-	-	71	71
<b>Closing Balance - 30/6/15</b>	<b>1,003</b>	<b>3,755</b>	<b>5,695</b>	<b>6,168</b>	<b>16,621</b>

## Warren Shire Council

Notes to the Financial Statements  
for the financial year ended 30 June 2015

## Note 27. Fair Value Measurement (continued)

\$ '000

## (4). Fair value measurements using significant unobservable inputs (Level 3) (continued)

## a. The following tables present the changes in Level 3 Fair Value Asset Classes. (continued)

	Roads	Bridges	Footpaths	Stormwater Drainage	Total
Adoption of AASB 13	90,923	11,359	1,047	2,137	105,466
Purchases (GBV)	3,065	-	30	-	3,095
Depreciation & Impairment	(2,031)	(157)	(30)	(38)	(2,256)
<b>Closing Balance - 30/6/14</b>	<b>91,957</b>	<b>11,202</b>	<b>1,047</b>	<b>2,099</b>	<b>106,305</b>
Purchases (GBV)	2,278	-	75	83	2,436
Depreciation & Impairment	(2,153)	(157)	(30)	(38)	(2,378)
FV Gains - Other Comprehensive Income	21,525	-	-	(14)	21,511
Transfer from Works in Progress	768	1,352	1,336	15	3,471
<b>Closing Balance - 30/6/15</b>	<b>114,375</b>	<b>12,397</b>	<b>2,428</b>	<b>2,145</b>	<b>131,345</b>
	Water Supply Network	Sewerage Network	Swimming Pools	Open Space Recreational	Total
Adoption of AASB 13	6,381	4,327	42	622	11,372
Purchases (GBV)	41	140	-	42	223
Depreciation & Impairment	(167)	(201)	(7)	(25)	(400)
FV Gains - Other Comprehensive Income	173	118	-	-	291
<b>Closing Balance - 30/6/14</b>	<b>6,428</b>	<b>4,384</b>	<b>35</b>	<b>639</b>	<b>11,486</b>
Purchases (GBV)	66	106	100	-	272
Depreciation & Impairment	(173)	(209)	(7)	(25)	(414)
FV Gains - Other Comprehensive Income	94	64	-	-	158
Transfer from Works in Progress	-	-	50	-	50
<b>Closing Balance - 30/6/15</b>	<b>6,415</b>	<b>4,345</b>	<b>178</b>	<b>614</b>	<b>11,552</b>

## Warren Shire Council

### Notes to the Financial Statements

for the financial year ended 30 June 2015

#### Note 27. Fair Value Measurement (continued)

---

\$ '000

---

#### (4). Fair value measurements using significant unobservable inputs (Level 3) (continued)

##### b. Information relating to the transfers into and out of the Level 3 Fair Valuation hierarchy (as disclosed in the Table above) includes:

###### Operational Land

An amount of \$4K was transferred into Operational Land from Works in Progress for the purchase of land behind the shire depot.

###### Other Structures

An amount of \$71K was transferred into Other Structures from Works in Progress for the Warren Lawn Cemetery Improvement Works.

###### Roads

An amount of \$768K was transferred into Roads from Works in Progress for the Road Renewal Works finalised in 2014/15. Marra Road - \$698K, Bullagreen Lane - \$21K and Bruce & Banks Streets - \$49K

###### Stormwater Drainage

An amount of \$15K was transferred into Stormwater Drainage from Works in Progress for the Gunningba Estate Drainage project finalised in 2014/15.

###### Swimming Pools

An amount of \$50K was transferred into Swimming Pools from Works in Progress for the main pool rectification works finalised in 2014/15.

#### (5). Highest and best use

All of Council's non financial assets are considered as being utilised for their highest and best use.

**WARREN SHIRE COUNCIL**  
**GENERAL PURPOSE FINANCIAL STATEMENTS**  
**INDEPENDENT AUDITORS' REPORT**

---

**REPORT ON THE FINANCIAL STATEMENTS**

We have audited the accompanying general purpose financial statements of Warren Shire Council, which comprises the Statement of Financial Position as at 30 June 2015, Income Statement, Statement of Comprehensive Income, Statement of Changes in Equity and Statement of Cash Flows for the year ended on that date, a summary of significant accounting policies and other explanatory notes and the Statement by Councillors and Management. The financial statements include the consolidated financial statements of the economic entity and the entities it controlled at year end or from time to time during the year.

***Responsibility of Council for the Financial Statements***

The Council is responsible for the preparation and fair presentation of the financial statements in accordance with Australian Accounting Standards (including the Australian Accounting Interpretations) and the Local Government Act 1993. This responsibility includes the maintenance of adequate accounting records and internal controls designed to prevent and detect fraud and error; designing, implementing and maintaining internal controls relevant to the preparation and fair presentation of the financial statements that are free from material misstatement, whether due to fraud or error; selecting and applying appropriate accounting policies; and making accounting estimates that are reasonable in the circumstances.

***Auditors' Responsibility***

Our responsibility is to express an opinion on the financial statements based on our audit. We conducted our audit in accordance with Australian Auditing Standards. These Auditing Standards require that we comply with relevant ethical requirements relating to audit engagements and plan and perform the audit to obtain reasonable assurance whether the financial statements are free from material misstatement. Our audit responsibility does not extend to the original budget information disclosed in the Income Statement, Statement of Cash Flows, and Note 2(a) or the budget variation explanations disclosed in Note 16. Accordingly, no opinion is expressed on these matters.

**Assurance Partners**

T. +61 2 9232 5111  
F. +61 2 9233 7950

Level 5, 1 Chifley Square  
Sydney NSW 2000 Australia

GPO Box 7066  
Sydney NSW 2001

[www.hr-ss.com.au](http://www.hr-ss.com.au)  
[info@hr-ss.com.au](mailto:info@hr-ss.com.au)

Practising as Hill Rogers Spencer  
Steer Assurance Partners

ABN 56 435 338 966

An audit involves performing procedures to obtain audit evidence about the amounts and disclosures in the financial statements. The procedures selected depend on the auditor's judgement, including the assessment of the risks of material misstatement of the financial statements, whether due to fraud or error. In making those risk assessments, the auditor considers internal control relevant to the entity's preparation and fair presentation of the financial statements in order to design audit procedures that are appropriate in the circumstances, but not for the purpose of expressing an opinion on the effectiveness of the Council's internal control. An audit also includes evaluating the appropriateness of accounting policies used and the reasonableness of accounting estimates made by the Council, as well as evaluating the overall presentation of the financial statements. Our audit did not involve an analysis of the prudence of business decisions made by Council or management.

We believe that the audit evidence we have obtained is sufficient and appropriate to provide a basis for our audit opinion.

### **Independence**

In conducting our audit, we followed applicable independence requirements of Australian professional ethical pronouncements.

### **Auditor's Opinion**

In our opinion,

- (a) the Council's accounting records have been kept in accordance with the requirements of the Local Government Act 1993, Chapter 13 part 3 Division 2; and
- (b) the financial statements:
  - (i) have been presented in accordance with the requirements of this Division;
  - (ii) are consistent with the Council's accounting records;
  - (iii) present fairly the Council's financial position, the results of its operations and its cash flows; and
  - (iv) are in accordance with applicable Accounting Standards and other mandatory professional reporting requirements in Australia.
- (c) all information relevant to the conduct of the audit has been obtained; and
- (d) there are no material deficiencies in the accounting records or financial statements that we have become aware of during the course of the audit.

### **HILL ROGERS SPENCER STEER**



**BRETT HANGER**

Partner

Dated at Sydney this 14th day of August 2015

Warren Shire Council  
General Purpose Financial Statements  
Independent Auditors' Report

Hill Rogers  
Spencer Steer

14 August 2015

NRF (Rex) Wilson  
Mayor  
Warren Shire Council  
PO Box 6  
WARREN NSW 2824

Mayor,

### **Audit Report - Year Ended 30 June 2015**

We are pleased to advise completion of the audit of Council's books and records for the year ended 30 June 2015 and that all information required by us was readily available. We have signed our reports as required under Section 417(1) of the Local Government Act, 1993 and the Local Government Code of Accounting Practice and Financial Reporting to the General and Special Purpose Financial Statements.

Our audit has been conducted in accordance with Australian Auditing Standards so as to express an opinion on both the General and Special Purpose Financial Statements of the Council. We have ensured that the financial statements have been prepared in accordance with Australian Accounting Standards, Australian Accounting Interpretations and the Local Government Code of Accounting Practice and Financial Reporting.

This report on the conduct of the audit is also issued under Section 417(1) and we now offer the following comments on the financial statements and the audit;

#### **I. RESULTS FOR THE YEAR**

##### **1.1 Operating Result**

The operating result for the year was a surplus of \$303,000 as compared with a deficit of \$670,000 in the previous year.

#### **Assurance Partners**

T. +61 2 9232 5111  
F. +61 2 9233 7950

Level 5, 1 Chifley Square  
Sydney NSW 2000 Australia

GPO Box 7066  
Sydney NSW 2001

[www.hr-ss.com.au](http://www.hr-ss.com.au)  
[info@hr-ss.com.au](mailto:info@hr-ss.com.au)

Practising as Hill Rogers Spencer  
Steer Assurance Partners

ABN 56 435 338 966

The following table sets out the results for the year and the extent (%) that each category of revenue and expenses contributed to the total.

	2015	% of	2014	% of	Increase
	\$000	Total	\$000	Total (Decrease)	\$000
<b>Revenues before capital items</b>					
Rates & annual charges	5,192	42%	5,068	46%	124
User charges, fees & other revenues	2,213	18%	1,747	16%	466
Grants & contributions provided for operating purposes	4,722	38%	3,796	34%	926
Interest & investment revenue	323	3%	409	4%	(86)
	<b>12,450</b>	<b>100%</b>	<b>11,020</b>	<b>100%</b>	<b>1,430</b>
<b>Expenses</b>					
Employee benefits & costs	4,788	39%	4,670	40%	118
Materials, contracts & other expenses	3,513	29%	3,358	29%	155
Depreciation, amortisation & impairment	3,902	32%	3,612	31%	290
Borrowing costs	46	0%	50	0%	(4)
	<b>12,249</b>	<b>100%</b>	<b>11,690</b>	<b>100%</b>	<b>559</b>
<b>Surplus (Deficit) before capital items</b>	<b>201</b>		<b>(670)</b>		<b>871</b>
Grants & contributions provided for capital purposes	102		-		102
<b>Net Surplus (Deficit) for the year</b>	<b>303</b>		<b>(670)</b>		<b>973</b>
<b>Performance Measures</b>					
	<b>2015</b>		<b>2014</b>		
Operating Performance	0.29%		-6.85%		
Own Source Operating Revenue	61.02%		65.29%		

The above table shows an overall increase of \$973,000 and is attributable to a one-off timing difference relating to the payment of the Financial Assistance Grant; which ceased being in paid advance during the prior year.

**Operating Performance** measures the ability to contain operating expenditure within operating revenue excluding capital amounts. For 2015, this indicator was 0.29%; above the benchmark of 0%.

**Own Source Operating Revenue** measures the degree of reliance on external funding sources such as grants and contributions. For 2015, this indicator was 61.02% and exceeded the benchmark of 60%.

## 1.2 Funding Result

As the operating result only accounts for operating income and expenditure, in reviewing the overall financial performance of Council, it is useful to consider the total source of revenues and how they were applied during the year which is illustrated in the table below.

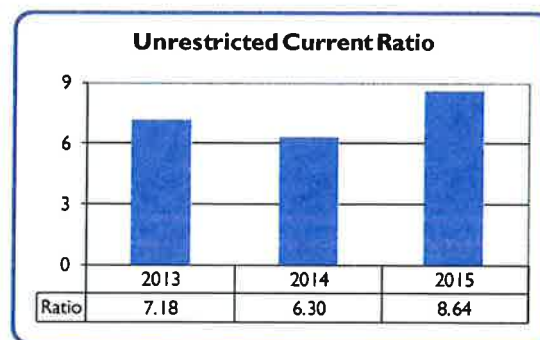
	2015	2014
	\$000	\$000
<b>Funds were provided by:-</b>		
<b>Operating Result (as above)</b>	<b>303</b>	<b>(670)</b>
Add back non funding items:-		
- Depreciation, amortisation & impairment	3,902	3,612
- Book value of non-current assets sold	141	209
- (Surplus)/Deficit in joint ventures	13	4
	<u>4,359</u>	<u>3,155</u>
Transfers from externally restricted assets (net)	0	410
Transfers from internal reserves (net)	0	1,746
Repayments from deferred debtors	22	0
Net Changes in current/non-current assets & liabilities	184	0
	<u>4,565</u>	<u>5,311</u>
<b>Funds were applied to:-</b>		
Purchase and construction of assets	(3,918)	(5,172)
Principal repaid on loans	(57)	(54)
Transfers to externally restricted assets (net)	(187)	0
Transfers to internal reserves (net)	(130)	0
Advances to deferred debtors	0	(58)
Net Changes in current/non current assets & liabilities	0	(125)
	<u>(4,292)</u>	<u>(5,409)</u>
<b>Increase/(Decrease) in Available Working Capital</b>	<b>273</b>	<b>(98)</b>

## 2. FINANCIAL POSITION

### 2.1 Unrestricted Current Ratio

The Unrestricted Current Ratio is a financial indicator specific to local government and represents Council's ability to meet its debts and obligations as they fall due.

After eliminating externally restricted assets and current liabilities not expected to be paid within the next 12 months net current assets amounted to \$6.714 million representing a factor of 8.64 to 1.





## 2.2 Available Working Capital – (Working Funds)

At the close of the year the Available Working Capital of Council stood at \$796,000 as detailed below;

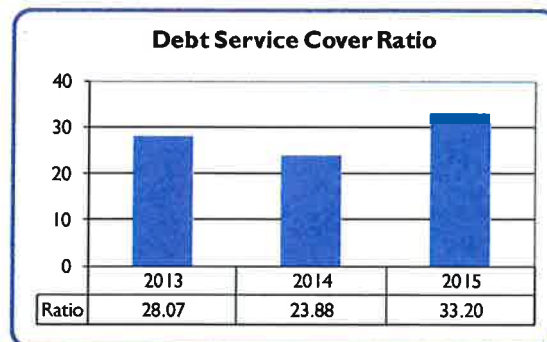
	2015	2014	Change
	\$000	\$000	\$000
<b>Net Current Assets (Working Capital) as per Accounts</b>	<b>9,225</b>	<b>8,749</b>	<b>476</b>
<b>Add:</b> Payables & provisions not expected to be realised in the next 12 months included above	718	562	156
<b>Adjusted Net Current Assets</b>	<b>9,943</b>	<b>9,311</b>	<b>632</b>
<b>Add:</b> Budgeted & expected to pay in the next 12 months			
- Borrowings	75	74	1
- Employees leave entitlements	523	542	(19)
- Deposits & retention moneys	23	47	(24)
- Deferred debtors	(2)	(2)	0
<b>Less:</b> Externally restricted assets	<b>(3,229)</b>	<b>(3,042)</b>	<b>(187)</b>
<b>Less:</b> Internally restricted assets	<b>(6,537)</b>	<b>(6,407)</b>	<b>(130)</b>
<b>Available Working Capital as at 30 June</b>	<b>796</b>	<b>523</b>	<b>273</b>

The balance of Available Working Capital should be at a level to manage Council's day to day operations including the financing of hard core debtors, stores and to provide a buffer against unforeseen and unbudgeted expenditures. Taking into consideration the nature and level of the internally restricted assets (Reserves) set aside to fund future works and services and liabilities, Council's Available Working Capital at year end was sound.

## 2.3 Debt

After repaying principal and interest of \$103,000, total debt as at 30 June 2015 stood at \$452,000 (2014 - \$509,000).

The debt service cover ratio measures the availability of operating cash to service debt repayments. For 2015, the ratio indicated that operating results before capital, interest and depreciation covered payments required to service debt by a factor of 33.2 to 1.



## 2.4 Summary

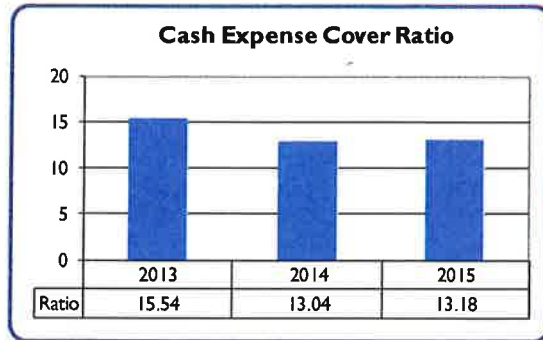
Council's overall financial position, when taking into account the above financial indicators was, in our opinion, sound.

### 3. CASH ASSETS

#### 3.1 Cash Expense Cover Ratio

This liquidity ratio indicates the number of months of expenditure requirements that can be met with available cash and term deposit balances without the need for additional cash inflow.

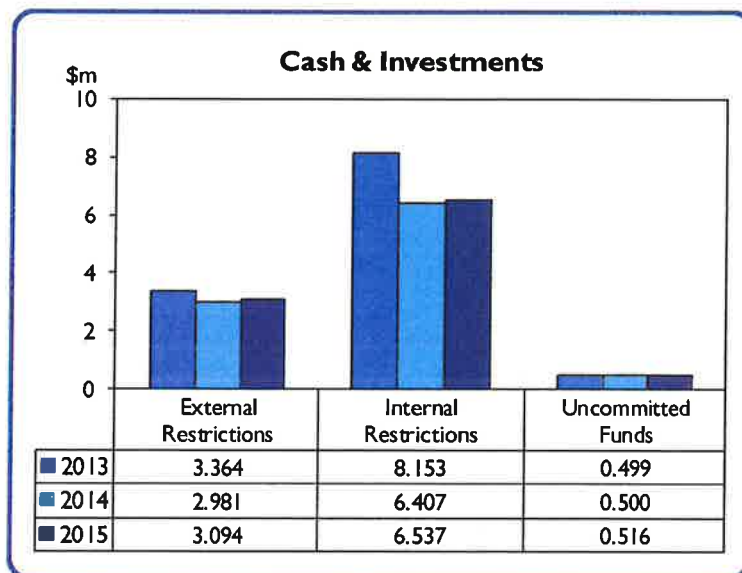
For 2015, this ratio stood at 13.18 months compared to the benchmark of 3.



#### 3.2 Cash & Investment Securities

Cash and investments amounted \$10.147 million at 30 June 2015 as compared with \$9.888 million in 2014 and \$12.016 million in 2013.

The chart alongside summarises the purposes for which cash and investments securities were held.



**Externally restricted cash and investments** are restricted in their use by externally imposed requirements and consist of unexpended grants and contributions (\$137,000), domestic waste management charges (\$193,000) and water and sewerage funds (\$2.764 million).

**Internally restricted cash and investments** have been restricted in their use by resolution or policy of Council to reflect forward plans, identified programs of works, and are, in fact, Council's "**Reserves**". These Reserves totalled \$6.537 million and their purposes are more fully disclosed in Notes 6 of the financial statements.

**Unrestricted cash and investments** amounted to \$516,000, which is available to provide liquidity for day to day operations.

### 3.3 Cash Flows

The Statement of Cash Flows illustrates the flow of cash moving in and out of Council during the year and reveals that Cash Assets increased by \$259,000 to \$10.147 million at the close of the year.

In addition to operating activities which contributed net cash of \$3.910 million were the proceeds from the sale of assets (\$319,000) and receipts from deferred debtors (\$22,000). Cash outflows other than operating activities were used to repay borrowings (\$74,000) and to purchase and construct assets (\$3.918 million).

## 4. RECEIVABLES

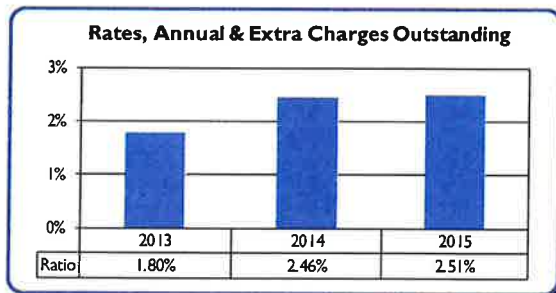
### 4.1 Rates & Annual Charges (excluding interest & extra charges)

Net rates and annual charges levied during the year totalled \$5.192 million and represented 41% of Council's total revenues.

Including arrears, the total rates and annual charges collectible was \$5.311 million of which \$5.186 million (98%) was collected.

### 4.2 Rates, Annual & Extra Charges

Arrears of rates, annual and extra charges stood at \$134,000 at the end of the year and represented 2.51% of those receivables.



### 4.3 Other Receivables

Receivables (other than Rates & Annual Charges) totalled \$463,000 and included amounts due from other levels of government of \$112,000, user charges of \$299,000 and a deferred debtor amount due by Castlereagh Macquarie County Council (\$30,000).

## 5. PAYABLES

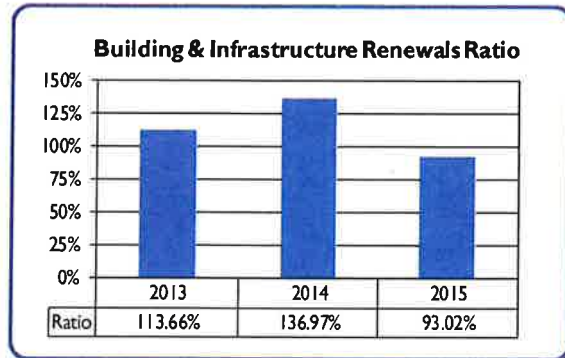
**Employees Leave Entitlements** - Council's provision for its liability toward employees leave entitlements and associated on costs amounted to \$1.713 million.

A cash reserve of \$400,000 was held at year end representing 23% of this liability and was, in our opinion, sufficient to enable Council to meet unbudgeted and unanticipated retirements.

## 6. BUILDING AND INFRASTRUCTURE RENEWALS

The Building and Infrastructure (including other structures) Renewals ratio measures the rate at which these assets are renewed against the rate at which they are depreciating.

Special Schedule No. 7 discloses that asset renewals for 2015 represented 93% of the depreciation charges for these assets. An industry benchmark is considered to be 100%, measured annually over the long term.



## 7. REVALUATION OF ASSETS

Council's infrastructure, property, plant and equipment are required to be carried at fair value with revaluations of each asset class to be performed at least every five years.

During the year, water and sewerage asset values were indexed and roads, bridges and footpaths were revalued. This resulted in a net increase of \$24 million that was credited directly to Equity. Notes 1(j) and 9 of the financial statements provide further details.

## 8. MANAGEMENT LETTER

An audit management letter addressing the findings from our interim audit was issued on 20 March 2015. This included our recommendations on possible ways to strengthen and/or improve procedures and management's comments and proposed actions.

## 9. CONCLUSION

We wish to record our appreciation to your General Manager and his staff for their ready co-operation and the courtesies extended to us during the conduct of the audit and once again commend management for the early completion and presentation of the financial statements.

Yours faithfully,

**HILL ROGERS SPENCER STEER**

**BRETT HANGER**

Partner